


# practical Wireless

JUNE 1992 £1.75




**Enter Our 10th  
Anniversary  
144MHz QRP Contest**

**Reviewed  
The AKD 4001 70MHz  
Transceiver**



**You Could Win A Rutland Windcharger  
Or A Set Of Solar Panels**



**Plus  
Basic Synthesisers And How They Work  
Mobile And Portable Operation On A Shoestring  
Focal Point - Special Offer - Getting Started The  
Practical Way - CB High & Low  
And Lots More!**

ISSN 0141-0857



9 770141 085013



# YAESU

UK Sole Distributor  
 South Midlands Communications Ltd, S.M. House,  
 School Close, Chandlers Ford Industrial Estate,  
 Eastleigh, Hants SO5 3BY.  
 Tel: (0703) 255111.

# Stuck for Space?

Then why not choose the FT-5200 or FT-6200 dual band mobile transceivers. The detachable front panel can be easily mounted in a convenient location on the dashboard, while the transceiver body can be stowed under a seat or in the boot. For extra security, take the front panel with you, the transceiver is useless without it! So for extremely powerful communication capabilities with maximum user convenience and equipment security, face the facts and pick a Yaesu dual band mobile.



## FT-5200/FT-6200 Boot-Mountable High Power Dual Band VHF/UHF Transceiver

- ✓ **FT-5200:** 2m and 70cms.  
**FT-6200:** 70cms and 23cms.
- ✓ **32 Memories:**  
 16 tunable memory channels for each band.
- ✓ **Channel Steps:**  
 5, 10, 12.5, 15, 20, 25kHz.
- ✓ **Removable Front Panels For Quick and Easy Installation.**
- ✓ **CTCSS Encode Built-In:**  
 38 sub-tones selectable from the front panel.
- ✓ **Full Duplex Cross Band Operation:**  
 Independent squelch and mixing balance, for simultaneous listening or transmitting.
- ✓ **Independent TX/RX Frequencies:**  
 Odd splits ok on any memory channel.
- ✓ **Programmable Sub-band Limits:**  
 For band scanning.
- ✓ **Selectable Scan Skip:**  
 For busy channels.
- ✓ **Backlit DTMF Microphone.**
- ✓ **One-Touch Instant Recall:**  
 Recall of CALL channels for each band.
- ✓ **Priority Monitoring.**
- ✓ **Dual External Speaker Jacks:**  
 One for each band.
- ✓ **Built-In Antenna Duplexers:**  
 Standard feature.
- ✓ **Reversed Masked Full Frequency LCD.**
- ✓ **8 Level Automatic Display/Key Lighting Dimmer.**
- ✓ **Accessories Options:**  
 FTS-22 (CTCSS Dual Decode Unit), FRC-4 (Pager Unit), DVS-3 (Voice Memory and Pager Unit), YSK-1L (6m Separation Kit Cable), SP-7 (External Speaker).

*Performance without compromise*



# practical Wireless

**JUNE 1992**  
**(ON SALE MAY 14)**  
**VOL.68**  
**NO. 6**  
**ISSUE 1023**

**NEXT ISSUE (JULY)**  
**ON SALE JUNE 11**

## EDITORIAL & ADVERTISEMENT OFFICES

Practical Wireless  
Enefco House  
The Quay  
Poole  
Dorset BH15 1PP  
Poole (0202) 678558  
(Out-of-hours service by answering machine)

## CREDIT CARD ORDERS

(0202) 665524  
(Out-of-hours service by answering machine)  
**FAX** Poole (0202) 666244

## Editor

Rob Mannion G3XFD

## Art Editor

Steve Hunt

## Technical Projects Sub-Editor

NG ("Tex") Swann G1TEX

## Production/News

Sharon George

## Editorial Assistant

Donna Vincent

## Administration Manager

Kathy Moore

## Accounts Manager

Alan Burgess

## Accounts Assistant

Olivia Bennett

## Clerical Assistant

Rachel Parkes

## Advertisement Manager

Roger Hall G4TNT

PO Box 948

London SW6 2DS

071-731 6222

Cellphone (0860) 511382

**FAX** 071-384 1031

## Advert Copy and Sales (Poole Office)

Marcia Brogan

Poole (0202) 676033


**FAX** Poole (0202) 666244

## JUNE 1992 CONTENTS


- 21** PW Review  
AKD 4001 70MHz  
Transceiver  
by Rob Mannion G3XFD
- 24** PW QRP CONTEST 1992  
Details And Rules  
by Dr. Neill Taylor G4HLX
- 29** Basic Synthesisers and How  
They Work - part 1  
by Ian Poole G3YWX
- 32** CB High & Low  
by 'Quaynotes'
- 33** Getting Started-  
The Practical Way  
by Rev. George Dobbs G3RJV
- 36** Mobile And Portable  
Operation On A Shoestring  
by Rob Mannion G3XFD
- 38** Errors & Updates
- 41** Mathematics For The RAE  
by Ray Fautley G3ASG
- 42** Reflections  
by Ron Ham
- 44** Packet Panorama  
Roger Cooke G3LDI
- 48** Satellite Scene  
by Pat Gowen G3IOR
- 50** Focal Point  
The World of ATV  
by Andy Emmerson G8PTH



21



36



48

## Regular Articles

- |           |                    |           |                   |
|-----------|--------------------|-----------|-------------------|
| <b>67</b> | Advert Index       | <b>13</b> | Keylines          |
| <b>54</b> | Backscatter        | <b>16</b> | Newsdesk '92      |
| <b>53</b> | Bargain Basement   | <b>35</b> | Radio Diary       |
| <b>64</b> | Book Service       | <b>14</b> | Receiving You     |
| <b>18</b> | Club News          | <b>15</b> | Services          |
| <b>15</b> | Competition Corner | <b>52</b> | Subscribers' Club |

**SEE PAGE 53 FOR THIS MONTH'S  
SPECIAL OFFER**

A chance to buy Ferrell's Confidential  
Frequency List - Eighth Edition, compiled  
by Geoff Halligey for £14.95 post free  
(UK), overseas £15.95 inc surface post.  
Normal price £19.95 inc post.

Copyright © PW PUBLISHING LTD. 1992. Copyright in all drawings, photographs and articles published in *Practical Wireless* is fully protected and reproduction in whole or part is expressly forbidden. All reasonable precautions are taken by *Practical Wireless* to ensure that the advice and data given to our readers are reliable. We cannot however guarantee it and we cannot accept legal responsibility for it. Prices are those current as we go to press.

Published on the second Thursday of each month by PW Publishing Ltd., Enefco House, The Quay, Poole, Dorset BH15 1PP. Printed in England by Southernprint (Web Offset) Ltd., Poole, Dorset, Tel: 0202 622226. Distributed by Seymour, Winsor House, 1270 London Road, Norbury, London SW16 4DH, Tel: 081-679 1899, Fax: 081-679 8907, Telex: 8812945. Sole Agents for Australia and New Zealand - Gordon and Gotch (Asia) Ltd.; South Africa - Central News Agency. Subscriptions INLAND £19.00, EUROPE £21, OVERSEAS (by ASP) £22, payable to PRACTICAL WIRELESS, Subscription Department. PW Publishing Ltd., Enefco House, The Quay, Poole, Dorset BH15 1PP. PRACTICAL WIRELESS is sold subject to the following conditions, namely that it shall not, without written consent of the publishers first having been given, be lent, re-sold, hired out or otherwise disposed of by way of trade at more than the recommended selling price shown on the cover, and that it shall not be lent, re-sold, hired out or otherwise disposed of in a mutilated condition or in any unauthorised cover by way of Trade, or affixed to or as part of any publication or advertising, literary or pictorial matter whatsoever. *Practical Wireless* is Published monthly for \$45 per year by P.W. Publishing Ltd. Enefco House, The Quay, Poole, Dorset BH15 1PP U.K. Second Class postage paid at Middlesex, N.J. Postmaster: send address changes to C & C Mailers, PO Box 177, Middlesex, New Jersey 08846 USA.



# RADIO SHOPPER

TELEPHONE: 0782 283388



FACSIMILE: 0782 283723

## YAESU

FT1000D	HF Full Spec	3225.00
FT1000	HF Std Spec	2499.00
FT990	HF New	1660.00
FT767GX	HF Mid Price	1525.00
FT757GX	HF 12 Volt	875.00
FT736R	2m/70cm xcvr	1425.00
FT212RH	2m Mobile	299.00
FT5200	2m/70 Mobile	575.00
FT76R	70cm H Held	260.00
FT26R	2m H Held	255.00
FT470	2m/70cm HHeld	389.00



## THIS MONTHS

### SPECIAL DEALS

FT757GXII

750.00

TS450S

899.00

IC725

599.00

## KENWOOD

TS950SD	HF Digital	2825.00
TS950S	HF Std Spec	2425.00
TS850SAT	HF 12v inc ATU	1495.00
TS850S	HF 12v no ATU	1295.00
TS690S	HF 12v Mid	1150.00
TS450SAT	HF 12v inc ATU	1150.00
TS450S	HF 12v no ATU	995.00
TM741	2m/70cm Mobile	635.00
TM241	2m Mobile	315.00
TH77	2m/70cm H Held	430.00



## ICOM

IC781	HF w/Disp	4225.00
IC970	2m/70cm Base	1750.00
IC765	HF top xcvr	2295.00
IC735	HF 12 Volt	775.00
IC725	HF 12 Volt	649.00
IC726	HF + 6m 12v	925.00
IC475	70cm Mobile	995.00
IC229H	2m Hpwr Mob	349.00



## OUR GUARANTEE OF SATISFACTION

All products carry a **FULL ONE YEAR WARRANTY** and are brand new and boxed. should you experience failure of any rig, providing the product is in 'as new' condition with all packaging etc, if we cannot repair within 10 working days **WE WILL REPLACE** the unit. We feel that this guarantee is the best in the industry and second to none.

## PART EXCHANGE INFORMATION

We are dying to get hold of your clean and working equipment and we **GUARANTEE** that our **COST TO CHANGE** will be the lowest you have ever seen. Remember - we are not part of any cartel and we sell for prices which are more in line with world markets. Special deals are cash price & no part exchange. We also handle commission sales, please ring.

We can supply almost any brand of equipment including: Ameritron, AEA, Alpha Delta, Uniden, Bencher, Alinco, Kantronics, Diamond antennas and many more.

## SCANNERS

AOR2000	269.00
AOR2500	419.00
AOR2800	395.00
AOR3000a	765.00
JRC-535	1095.00
Nevada MS1000	279.00
Fairmate HP200	269.00
Bearcat 760XLT	235.00
IC-R7000	950.00
ICR71	765.00

## ACCESSORIES

We have available simply too many accessories to list, including Antennas, Linears, PSU's, Cases, Manuals, Spares, Software, TNC's etc. Why not give us a ring with your requirements.

## ORDERING

You can order by Telephone or FAX. All prices **INCLUDE VAT. INSURED** next day service by 12.00 is £15.00 inc VAT. Access & Visa are welcome, however there is a 2.5% surcharge for this facility. **SPECIAL HAM CLUB PRICES** available. Education & Corporate orders are accepted on receipt of written order. Some items may take up to 14 days delivery if not in stock. **Office hours Mon-Fri 09.00 to 17.30 Sat 09.00 to 13.00**

Tel: 0782 283388

Radio Shopper

Fax: 0782 283723

Access


378 Waterloo Road

Hanley, Stoke on Trent ST1 5EH

VISA



# KENWOOD



## INTO ACTION

### Kenwood's New Compact FM Handheld Transceivers

Imagination combines with state-of-the-art technology to expand the bounds of compact communications, as witnessed by Kenwood's two new FM single-band handheld transceivers: the TH-28E(144MHz) and TH-48E(430MHz). Advanced features include the ability to store both alphanumeric and frequency data in non-volatile memory, alphanumeric message paging — in addition to standard DTSS and pager functions — and a switchable dual-band receive capability. Handheld performance never looked so good.

■ Alphanumeric memory function(max. 6 characters) ■ Alphanumeric message paging(max. 6 characters) ■ Switchable dual-band receive(144MHz and 430MHz) ■ 5 watts of RF output with PB-17 high-power battery(opt.) ■ 40 non-volatile memory channels, optionally expandable to 240 ■ 4-position output power control(High/Mid/Low/Economy low) ■ CTCSS operation with TSU-7 tone decoder(opt.) ■ Auto power-off ■ Auto battery saver ■ 10-minute time-out timer(TOT)

**COMPACT FM HANDHELD  
TRANSCIVERS**

## TH-28E/48E

*UK Sole Distributor*

### LOWE ELECTRONICS LIMITED

Chesterfield Road, Matlock, Derbyshire DE4 5LE.

Tel: 0629 580800 Fax: 0629 580020



# WATERS & STANTON

0702 206835  
or 204965

UK's LARGEST SELECTION OF HAM RADIO PRODUCTS

Don't miss our OPEN DAY! Sunday 10th May 1992

Clearance lines, Special Offers and our famous free booze and food!

## HF TRANSCEIVERS IN STOCK YAesu - KENWOOD - ICOM



GENUINE UK STOCK! 12 MONTHS WARRANTY

## KENWOOD DISCOUNT!

TH-77  
2m/70cm  
£395  
Our price  
**£325!**

IC-735.....£949  
IC726.....£1015

We can offer plenty of advice on suitable aerials etc. And remember we can offer our own power supplies to match most rigs at half the price of the listed ones! Phone. We'll save you money.

STOP PRESS: New MFJ 20M QRP rig with 500Hz CW filter £179.95

## TONNA BEAMS



VHF/UHF  
All with "N"  
connectors  
"THE BEST"

6M.....Price  
20505 5 el.....£59.00

2M

20804 4 el.....£32.00

20808 4 el.....£41.00

20809 9 el.....£39.00

20809 9 el.....£39.00

20822 11 el.....£95.00

20813 13 el.....£55.00

20817 17 el.....£69.00

70cm

20909 9 el.....£33.00

29919 19 el.....£40.00

23cm

20623 23 el.....£39.00

20655 55 el.....£55.00


Ask for free Tonna  
colour catalogue and full  
technical specification

## NEW! Highly Sensitive Frequency Counter

Optronics "2300"

Self powered - it can sniff frequencies  
from over 100ft! 1MHz - 2.4GHz

**£149.95** Inc. ni-cads & charger



## Discounts!

### DJ-560E

2m/70cm


Our price **£299!**

We've got a batch of current dual band DJ-560's to offer at a discount price. Dual watch 2m/70cms. All factory fresh and guaranteed with extended receive coverage, DTMF, tone squelch etc. Send for colour brochure but hurry if you want to pick up a bargain!



## MICROSET POWER SUPPLIES

AND  
LINEARS



### MAST HEAD PRE-AMPLIFIERS

PR-145.....2M 100 Watt 16dB gain - 0.9dB NF.....£75.00

PRH-145.....2M 500 Watt 18dB gain - 0.9dB NF.....£109.00

PR-430.....70cms 100 Watt 15dB gain - 1.2dB NF.....£85.00

### MICROSET POWER SUPPLIES

PT-107.....7 Amp 13.5V fully protected (non meter).....£49.00

PT-110.....10 Amp 13.5V fully protected (non meter).....£69.00

PC-110.....10 Amp 13.5V fully protected with meter.....£89.00

PT-120.....20 Amp 13.5V fully protected (non meter).....£119.00

PC-120.....20 Amp 13.5V fully protected with meter.....£149.00

PT-135.....30 Amp 13.5V fully protected (non meter).....£149.00

### AMPLIFIERS (with GaAsFET Pre-amps)

R-25.....2M 1-4W in 30W max out SSB/FM.....£79.00

RV-45.....2M 3-15W in 45W max out SSB/FM.....£99.00

R-50.....2M 1-7W in 50W max out SSB/FM.....£99.00

SR-100.....2M 4-25W in 100W max out SSB/FM.....£159.00

SR-200.....2M 10-50W in 200W max out SSB/FM.....£289.00

VUR-30.....2M/70cms 1-6W in 20/30W max FM.....£229.00

RU-20.....70cms 0.8-3 in 15-20W max out SSB/FM.....£119.00

R-432-90.....70cms 6-12 in 80-90W max out SSB/FM.....£389.00

Model MFJ-407B is a budget price electronic keyer that is remarkable value. Operating from internal or external source it provides conventional or iambic keying at speeds from approx 5-50 WPM. Controls include tone, speed, weight and volume. (Needs paddle key).

Model MFJ-407B is a budget price electronic keyer that is remarkable value. Operating from internal or external source it provides conventional or iambic keying at speeds from approx 5-50 WPM. Controls include tone, speed, weight and volume. (Needs paddle key).

Model MFJ-407B is a budget price electronic keyer that is remarkable value. Operating from internal or external source it provides conventional or iambic keying at speeds from approx 5-50 WPM. Controls include tone, speed, weight and volume. (Needs paddle key).

Model MFJ-407B is a budget price electronic keyer that is remarkable value. Operating from internal or external source it provides conventional or iambic keying at speeds from approx 5-50 WPM. Controls include tone, speed, weight and volume. (Needs paddle key).

Model MFJ-407B is a budget price electronic keyer that is remarkable value. Operating from internal or external source it provides conventional or iambic keying at speeds from approx 5-50 WPM. Controls include tone, speed, weight and volume. (Needs paddle key).

Model MFJ-407B is a budget price electronic keyer that is remarkable value. Operating from internal or external source it provides conventional or iambic keying at speeds from approx 5-50 WPM. Controls include tone, speed, weight and volume. (Needs paddle key).

Model MFJ-407B is a budget price electronic keyer that is remarkable value. Operating from internal or external source it provides conventional or iambic keying at speeds from approx 5-50 WPM. Controls include tone, speed, weight and volume. (Needs paddle key).

Model MFJ-407B is a budget price electronic keyer that is remarkable value. Operating from internal or external source it provides conventional or iambic keying at speeds from approx 5-50 WPM. Controls include tone, speed, weight and volume. (Needs paddle key).

Model MFJ-407B is a budget price electronic keyer that is remarkable value. Operating from internal or external source it provides conventional or iambic keying at speeds from approx 5-50 WPM. Controls include tone, speed, weight and volume. (Needs paddle key).

Model MFJ-407B is a budget price electronic keyer that is remarkable value. Operating from internal or external source it provides conventional or iambic keying at speeds from approx 5-50 WPM. Controls include tone, speed, weight and volume. (Needs paddle key).

Model MFJ-407B is a budget price electronic keyer that is remarkable value. Operating from internal or external source it provides conventional or iambic keying at speeds from approx 5-50 WPM. Controls include tone, speed, weight and volume. (Needs paddle key).

Model MFJ-407B is a budget price electronic keyer that is remarkable value. Operating from internal or external source it provides conventional or iambic keying at speeds from approx 5-50 WPM. Controls include tone, speed, weight and volume. (Needs paddle key).

Model MFJ-407B is a budget price electronic keyer that is remarkable value. Operating from internal or external source it provides conventional or iambic keying at speeds from approx 5-50 WPM. Controls include tone, speed, weight and volume. (Needs paddle key).

Model MFJ-407B is a budget price electronic keyer that is remarkable value. Operating from internal or external source it provides conventional or iambic keying at speeds from approx 5-50 WPM. Controls include tone, speed, weight and volume. (Needs paddle key).

Model MFJ-407B is a budget price electronic keyer that is remarkable value. Operating from internal or external source it provides conventional or iambic keying at speeds from approx 5-50 WPM. Controls include tone, speed, weight and volume. (Needs paddle key).

Model MFJ-407B is a budget price electronic keyer that is remarkable value. Operating from internal or external source it provides conventional or iambic keying at speeds from approx 5-50 WPM. Controls include tone, speed, weight and volume. (Needs paddle key).

Model MFJ-407B is a budget price electronic keyer that is remarkable value. Operating from internal or external source it provides conventional or iambic keying at speeds from approx 5-50 WPM. Controls include tone, speed, weight and volume. (Needs paddle key).

Model MFJ-407B is a budget price electronic keyer that is remarkable value. Operating from internal or external source it provides conventional or iambic keying at speeds from approx 5-50 WPM. Controls include tone, speed, weight and volume. (Needs paddle key).

Model MFJ-407B is a budget price electronic keyer that is remarkable value. Operating from internal or external source it provides conventional or iambic keying at speeds from approx 5-50 WPM. Controls include tone, speed, weight and volume. (Needs paddle key).

Model MFJ-407B is a budget price electronic keyer that is remarkable value. Operating from internal or external source it provides conventional or iambic keying at speeds from approx 5-50 WPM. Controls include tone, speed, weight and volume. (Needs paddle key).

Model MFJ-407B is a budget price electronic keyer that is remarkable value. Operating from internal or external source it provides conventional or iambic keying at speeds from approx 5-50 WPM. Controls include tone, speed, weight and volume. (Needs paddle key).

Model MFJ-407B is a budget price electronic keyer that is remarkable value. Operating from internal or external source it provides conventional or iambic keying at speeds from approx 5-50 WPM. Controls include tone, speed, weight and volume. (Needs paddle key).

Model MFJ-407B is a budget price electronic keyer that is remarkable value. Operating from internal or external source it provides conventional or iambic keying at speeds from approx 5-50 WPM. Controls include tone, speed, weight and volume. (Needs paddle key).

## MFJ Products from stock!

### 300W HF ATU

The MFJ-948 is a complete 300 Watt aerial matcher in one box. It will match coaxial, balanced feeder, and single wires. A dual needle VSWR/Power meter makes adjustment simple and a 3 way aerial switch completes the package. Fantastic value! **£129**



### Other MFJ products:

MFJ-949D	ATU as above but with 300W dummy load	£149.00
MFJ-901B	ATU less switch load and meter. Super!	£69.95
MFJ-264	1.5kW dummy load. DC-650MHz	£69.95
MFJ-260B	300W dummy load DC-160MHz	£35.95
MFJ-816	HF 30/300 Watt power meter	£31.95
MFJ-812B	144MHz 30/300 Watt power meter	£31.95
MFJ-110	Fabulous world clock with map	£29.95
MFJ-32	Packet radio handbook. Super guide!	£8.95
MFJ-1286	Gray Line Graphics Programme for IBM	£32.95
MFJ-1281	Easy DX logging programme	£41.95
MFJ-1040	1.8-54MHz tx/rx preselector	£99.95
MFJ-1020A	Indoor active antenna station. 0-30MHz	£84.95
MFJ-1272B	TNC/Microphone interface	£36.95
MFJ-722	Superb rx audio filter	£89.95
MFJ-752C	Tuneable audio filter	£109.95
MFJ-207	Antenna analyzer. Brilliant idea!	£99.95
MFJ-557	Self contained CW practice key and oscillator	£29.95
MFJ-407B	Electronic keyer. 8-5-WPM Self powered	£69.95
MFJ-931	Artificial HF ground unit. Ideal for flats etc.	£79.95
BY-1	Genuine Bencher Paddle. A precision product	£69.95
MFJ-704	HF Low Pass Filter	£39.95
MFJ-10B	Dual-time deck top clock. LCD Display	£19.95


## QRP! NEW ARGONAUT HF Transceiver

Tentec Argonaut II HF 0.2-5 Watts 2.4-0.5kHz variable xtal filter etc. SSB/CW break-in.....£1295  
Mizuho Single band 2 Watts.....£195  
Models for 80/40/20M SSB/CW  
10 Watt linears single band.....£129



## Electronic Keyer £79.95

Model MFJ-407B is a budget price electronic keyer that is remarkable value. Operating from internal or external source it provides conventional or iambic keying at speeds from approx 5-50 WPM. Controls include tone, speed, weight and volume. (Needs paddle key).



## AMERITRON HF LINEARS

NEW  
600 Watts  
**£699!**  
AL-811

This linear is incredible value. We have put it through its paces and it really stands abuse. 3 rugged 811A tubes provide up to 600 Watts output from 160-10m. A hunky mains transformer and full metering is included. Used by DX-peditions it has to be amazing value at **£699 inc VAT**

AL-80AX 1kW from 160-10m 3-500z tube. £1099.00.

Other Ameritron linears are available. Send SAE today.



## DIAMOND

### VSWR/POWER METERS

SX-100.....1.6-60 MHz, 30W-300W-3kW.....£99.00
SX-200.....1.8-200 MHz, 5.20-200 watts.....£69.00
SX-400.....140-525 MHz, 5.20-200 watts.....£79.00
SX-600.....1.8-525 MHz, 5.20-200 watts.....£125.00
SX-1000.....1.8-1300 MHz, 5.20-200 watts.....£165.00
SX-2000.....1.8-200 MHz, 5.20-200 watts AUTO.....£95.00
SX-9000.....1.8-160 & 430-1300 MHz, AUTO.....£190.00

### BASE STATION ANTENNAS

CP-4.....10-15-20-40m vertical with radials.....£149.00
CP-5.....10-15-20-40-80m vertical with radials.....£199.00
CP-6.....6-10-15-20-40-80m vertical with radials.....£219.00
D-130N.....Discone 25-1300 MHz. 50 FT cable.....£84.95
CP-22E.....2m x 5/8 6.5dB gain omni directional.....£49.95
D-707.....Active rx. 1.5-1300 MHz 12V.....£99.00

### FIBREGLASS VERTICALS

X-50.....2m/70cms 4.5/7.2dB gain 1.7m long.....£59.95
X-300.....2m/70cms 6.5/9dB gain 3.1m long.....£99.00
X-500.....2m/70cms 8.3/11.7dB gain 5.2m long.....£119.00
X-700.....2m/70cms 9.3/13dB gain 7.2m long.....£219.00
V-2000.....6m/2m/70cms 2.15dB/6.2dB/8.4dB 2.5m.....£99.00
X-5000.....2m/70cms/23cms 4.5/8.3/11.7dB 1.8m.....£109.00

### MOBILE ANTENNAS AND MOUNTS

NR-2000m.....23cms/70cms/2m mobile whip PL259.....£49.95
D-505.....Active rx. antenna 1.5-1300MHz 12V.....£69.00
NR-770R.....2m/70cms whip PL-259.....£35.00
NR-790.....2m/70cms 4.5/7.2 dB gain 100 Watts.....£48.00
SG-7900.....2m/70ms whip 5.0/7.5 dB supergainer.....£68.00
DP-2HE.....2m 1/4 wave whip PL259.....£66.95
M-285.....2m 5/8th whip PL259.....£15.95
EL-2E.....2m 7/8th deluxe whip PL259.....£33.95
NR-07C.....70cms mobile whip PL259.....£25.00
AM-L.....Gutter mount fold over type.....£12.95
EC-H.....PL259/SO239 cable kit for DP-GL.....£9.95
SP-M.....Heavy duty magnetic mount with cable.....£25.95

## NEW "HARI" HF ANTENNAS

A great new range of antennas that are pre-tuned, beautifully engineered to professional standards and constructed of heavy duty, multi stranded, clear plastic coated wire. All antennas are balun fed and fitted with SO239 sockets.

W3DZZ 80/40 dipole 200W 34m L.....£79.00
W3DZZ 80/40 dipole 1kW 34m L.....£99.00
Windom 80/40/20/17/12/10m 200W 42m L.....£49.00
Windom 80/40/20/17/12/10m 1kW 42m L.....£69.00
Windom 40/20/17/12/10m 1kW 21m L.....£59.00
Dipole 20/15/10m 200W 8m L.....£79.00
Dipole 30/17/12m 200W 11m L.....£79.00





## 2m & 70cms Dual Bander DJ-580E

# £369

inc VAT

The DJ-580E hand-held is the most advanced design ever offered to the radio amateur. Building on the winning formula of the DJ-560E, ALINCO have now reduced the size dramatically and introduced a combination of innovative features that will make your operating even more fun and certainly more versatile.

It goes without saying that ALINCO offer you all the standard features you expect from a hand-held including dual watch, dual controls, scanning, searching, priority, etc. Of course ALINCO's standard of engineering and reliability is now becoming the envy of its competitors. (They're also pretty envious of ALINCO's prices!) Naturally you get a full 12 month warranty including parts and labour. It's the extra features that really make this a winner.

For example you now have ALINCO's patented circuit that retains full operation with dry cells even when battery voltage falls by 50%. Great for emergency applications. You get a programmable auto power off feature, battery saver, digital telephone dialler and three output power levels. And we've only just started! Key in a special code on the keypad and your rig will turn into a fully operational automatic crossband repeater. Key in another code and you will open up the receiver for a.m. airband reception and frequency segments up to 995MHz! You can even use the DTMF feature to send and receive two digit code messages.

**To learn more about the transceiver that has already taken the Japanese and American markets by storm, phone or write for a full colour brochure.**



## "The Most Comprehensive Specification Ever Offered!"

Available direct or from your local dealer

Auto repeater mode  
AM Airband Reception  
Expanded Receive to 995MHz

**UK "Gold Seal" Warranty**  
Now with every unit  
Look for the sign on the box!

### Specification

<b>Tx</b>	144-146MHz 430-440MHz
<b>Rx</b>	AM 108-143MHz FM 130-174MHz FM 400-470MHz FM 810-995MHz
<b>Steps</b>	5, 10, 12.5, 20, 25kHz
<b>Memories</b>	42
<b>Power Output</b>	2.5/1.0/0.3 Watts 5 Watts with 12V DC
<b>Scan</b>	8 Modes
<b>Tones</b>	1750Hz plus DTMF Optional CTSS
<b>Sensitivity</b>	12dB SINAD -15dBu
<b>Size</b>	140x58x33mm
<b>Weight</b>	410g
<b>Accessories Supplied</b>	Ni-Cad pack, AC charger, belt clip, carry strap, dual band antenna.

## WATERS & STANTON ELECTRONICS

22 Main Road, Hockley, Essex. Tel: (0702) 206835


Retail and Mail Order: 22 Main Road, HOCKLEY, Essex SS5 4QS. Tel. (0702) 206835 / 204965

Retail Only: 12 North Street, HORNCHURCH, Essex. Tel. (04024) 44765

VISA & ACCESS MAIL ORDER: 24 Hour Answerphone. Open 6 days a week 9 am - 5.30 pm

Rail: Liverpool Street/Hockley or District Line/Hornchurch



**SMC****South Midlands Co****Southampton (0703) 255111****Leeds (0532) 350606****Chesterfield (01273) 255111****Visit stand B4, 6, 8 or 12***for some***SPECIAL SHOW OFFERS****FT470 £299 c/w FNB20/SMC28***see the latest models from***YAESU** *including the***FT890, FT415/815 & FT2400H****NEW****FT415****2m Hand Portable**

The FT415 is the latest in a long line of highly acclaimed hand portable transceivers from Yaesu. Very similar to the FT26, the FT415 is a compact deluxe hand-held with a number of novel features and of course a full numeric keypad.

A whole new range of battery saving features are included to prolong the duration of operation of the transceiver. Amongst these features are the A.B.S. (Automatic Battery Saver) which monitors operating history and optimizes the save duration accordingly. A selectable automatic power off system turns the transceiver off after a period of inactivity.

Supplied with an FNB28 and NC28C charger the FT415 produces 2.5W RF output, this can be increased to 5W by using the optional FNB27 12V ni-cad pack or the EDC5 DC adaptor.

Others options include: CTCSS unit, desk charger, mobile bracket, external speaker, microphones,

vinyl cases and headsets to operate with the internal VOX circuit.

**Why not drop into your nearest SMC shop and see one in action!**

*Now in stock***PHONE FOR DETAILS****NEW****FT2400H****2m FM Mobile - Rugged & Reliable**

Possibly the roughest, toughest 2m FM mobile transceiver on the market today, the FT2400H has been designed to cope with the rigours of constant day to day operation. It is probably the only amateur transceiver to be based on a PMR mobile that has passed US military standards for shock and vibration.

The FT2400H is based on a one piece diecast alloy chassis which allows a full 50W RF output without the need for forced air cooling.

Some of the features of the FT2400H include automatic display dim controls with 8 different levels to suit almost all ambient light conditions, a flip-down front panel hides a number of the minor controls allowing trouble free mobile operation - no unexpected channel changes or scanning!

Probably the most useful feature is the ability to programme the memory channels with an alpha-numeric code up to 4 characters long to easily identify certain memories ie. S20, R1 or repeater call signs, 3SN etc. etc.

All these features are packed into an aesthetically pleasing din size package.

Try one today we think you'll like it!

*Available from stock***PHONE FOR DETAILS****SMC HQ, S.M. HOUSE, SCHOOL CLOSE, CHANDLERS FORD INDUSTRIAL ES**

*Carriage charged on all items as indicated or by quotation. Prices and availability subject to change without prior notice. Same day despatch whenever possible.*



**HQ SHOWROOM DIRECT: 0703 251549**  
**FOR A FAST, EFFICIENT RESPONSE**

## FT890 MOBILE/BASE HF

*Available from stock,  
 phone for best part  
 exchange details*



*Optional accessories include:-*

- FP800** Power supply.
- ATU2** Internal automatic ATU
- FC800** External automatic ATU
- DVS2** Digital voice storage system
- SP6** External speaker (base).
- SP7** External speaker (mobile).
- TCX03** Temperature compensated oscillator unit.
- MMB20** Mobile mounting bracket.
- XF455K** 250Hz CW filter.
- YF100** 500Hz CW filter
- YF101** 2kHz SSB filter.

The FT890 is the exciting new all band multimode HF mobile/base transceiver from Yaesu. Designed to replace the very popular FT757GX and FT757GXII, the FT890 is a worthy successor.

Direct digital synthesis combined with a magnetic encoder provides silky smooth tuning, pure signals and as the digital synthesisers are driven from a single master oscillator both frequency accuracy and stability are guaranteed.

**SEE REVIEW IN HAM RADIO TODAY JUNE 92 EDITION**

### DAIWA POWER SUPPLIES

The Daiwa range of power supplies is proving very popular for all types of applications, both for the professional user and the hobbyist alike. From the smallest 9A continuous PS120MkII, via the extremely popular 24A PS304, to the top of the range 32A continuous RS40X. All the Daiwa range of PSU's feature variable voltage from at least 3-15V and switchable voltage 1 current metering. Both the PS304 and RS40X have a cigar lighter socket, convenient for powering your handheld. Also available from Daiwa are some good quality SWR/PWR meters and coax switches.



### POWER SUPPLIES

PS120 M2	3-15v Variable	9A/12A max.....£69.95 C
PS304	1-15v Variable	24A/30A max.....£129.95 D
RS40X	1-15v Variable	32A/40A max.....£189.00 D

### COAX SWITCHES

CS201	2 Way SO239	DC-600MHz 1kW .....£13.95 A
CS201G2	2 Way N	DC-2GHz 1kW .....£27.50 A

### SWR METERS

CN101	1.8-150 MHz	15/150/1500W .....£59.95 B
CN103N	150-525MHz	20/200W N .....£69.95 B

### LINEAR AMPLIFIER

LA208H	2m 1.5-5W in	30-80W out .....£159.95 C
--------	--------------	---------------------------

*The UK appointed agents for:-*

**Yaesu, Daiwa, Comet, Create, Tokyo Hy-Power, Hokushin & Telereader.**

*Also suppliers of:-*

**AOR, Sony, JRC, Jaybeam, Drake Henry Linears, Toyo, Icom & Strumech**

**STRUMECH  
 VERSATOWER**

**MAIN STOCKIST  
 MOST POPULAR MODELS  
 IN STOCK**

**STATE, EASTLEIGH, HANTS SO5 3BY. TEL: 0703 255111 FAX: 0703 263507**

*possible. Up to £1000 instant credit subject to status written quotation on request. Yaesu distributor warranty, 12 months parts & labour*



<b>AESA</b>	ET1	Atu's built in meters-	from £100	<b>KAM702</b>	Brass key/wood base.prof.	£75	<b>KAM702</b>	All mode packet/cw/rtty etc	£225	<b>HF225</b>	Comms. RCVr various specs	from £359	<b>FC700</b>	Manual ATU	£95			
<b>PK232</b>	All mode terminal unit	from £100	<b>ET1</b>	Atu's built in meters-	from £100	<b>PK232</b>	All mode terminal unit	from £100	<b>MAXON</b>	UHF Handheld/portables	£176	<b>FC700</b>	Auto ATU	£235				
<b>ALINCO</b>	ALD24E	25w 2m/70cm mobil TCVR	from £299	<b>ICOM</b>	HL37V	Linear for 2m	£65	<b>ICOM</b>	HL37V	Linear for 2m	£65	<b>MFJ</b>	MFJ1278 Multimode data controller	£129	<b>FI232C</b>	Computer interface RS232C	£65	
<b>DJ560E</b>	Dual-band handy FM TCVR	from £295	<b>DJ560E</b>	Dual-band handy FM TCVR	from £295	<b>DJ560E</b>	Dual-band handy FM TCVR	from £295	<b>ICOM</b>	HL37V	Linear for 2m	£65	<b>MFJ</b>	MFJ1278 Multimode data controller	£129	<b>FL620</b>	2.1kw linear amp +warc	£549
<b>DJ560E</b>	Dual-band handy FM TCVR	from £295	<b>DJ560E</b>	Dual-band handy FM TCVR	from £295	<b>DJ560E</b>	Dual-band handy FM TCVR	from £295	<b>ICOM</b>	HL37V	Linear for 2m	£65	<b>MFJ</b>	MFJ1278 Multimode data controller	£129	<b>FL620</b>	2.1kw linear amp +warc	£549
<b>DJ560E</b>	Dual-band handy FM TCVR	from £295	<b>DJ560E</b>	Dual-band handy FM TCVR	from £295	<b>DJ560E</b>	Dual-band handy FM TCVR	from £295	<b>ICOM</b>	HL37V	Linear for 2m	£65	<b>MFJ</b>	MFJ1278 Multimode data controller	£129	<b>FL620</b>	2.1kw linear amp +warc	£549
<b>DJ560E</b>	Dual-band handy FM TCVR	from £295	<b>DJ560E</b>	Dual-band handy FM TCVR	from £295	<b>DJ560E</b>	Dual-band handy FM TCVR	from £295	<b>ICOM</b>	HL37V	Linear for 2m	£65	<b>MFJ</b>	MFJ1278 Multimode data controller	£129	<b>FL620</b>	2.1kw linear amp +warc	£549
<b>DJ560E</b>	Dual-band handy FM TCVR	from £295	<b>DJ560E</b>	Dual-band handy FM TCVR	from £295	<b>DJ560E</b>	Dual-band handy FM TCVR	from £295	<b>ICOM</b>	HL37V	Linear for 2m	£65	<b>MFJ</b>	MFJ1278 Multimode data controller	£129	<b>FL620</b>	2.1kw linear amp +warc	£549
<b>DJ560E</b>	Dual-band handy FM TCVR	from £295	<b>DJ560E</b>	Dual-band handy FM TCVR	from £295	<b>DJ560E</b>	Dual-band handy FM TCVR	from £295	<b>ICOM</b>	HL37V	Linear for 2m	£65	<b>MFJ</b>	MFJ1278 Multimode data controller	£129	<b>FL620</b>	2.1kw linear amp +warc	£549
<b>DJ560E</b>	Dual-band handy FM TCVR	from £295	<b>DJ560E</b>	Dual-band handy FM TCVR	from £295	<b>DJ560E</b>	Dual-band handy FM TCVR	from £295	<b>ICOM</b>	HL37V	Linear for 2m	£65	<b>MFJ</b>	MFJ1278 Multimode data controller	£129	<b>FL620</b>	2.1kw linear amp +warc	£549
<b>DJ560E</b>	Dual-band handy FM TCVR	from £295	<b>DJ560E</b>	Dual-band handy FM TCVR	from £295	<b>DJ560E</b>	Dual-band handy FM TCVR	from £295	<b>ICOM</b>	HL37V	Linear for 2m	£65	<b>MFJ</b>	MFJ1278 Multimode data controller	£129	<b>FL620</b>	2.1kw linear amp +warc	£549
<b>DJ560E</b>	Dual-band handy FM TCVR	from £295	<b>DJ560E</b>	Dual-band handy FM TCVR	from £295	<b>DJ560E</b>	Dual-band handy FM TCVR	from £295	<b>ICOM</b>	HL37V	Linear for 2m	£65	<b>MFJ</b>	MFJ1278 Multimode data controller	£129	<b>FL620</b>	2.1kw linear amp +warc	£549
<b>DJ560E</b>	Dual-band handy FM TCVR	from £295	<b>DJ560E</b>	Dual-band handy FM TCVR	from £295	<b>DJ560E</b>	Dual-band handy FM TCVR	from £295	<b>ICOM</b>	HL37V	Linear for 2m	£65	<b>MFJ</b>	MFJ1278 Multimode data controller	£129	<b>FL620</b>	2.1kw linear amp +warc	£549
<b>DJ560E</b>	Dual-band handy FM TCVR	from £295	<b>DJ560E</b>	Dual-band handy FM TCVR	from £295	<b>DJ560E</b>	Dual-band handy FM TCVR	from £295	<b>ICOM</b>	HL37V	Linear for 2m	£65	<b>MFJ</b>	MFJ1278 Multimode data controller	£129	<b>FL620</b>	2.1kw linear amp +warc	£549
<b>DJ560E</b>	Dual-band handy FM TCVR	from £295	<b>DJ560E</b>	Dual-band handy FM TCVR	from £295	<b>DJ560E</b>	Dual-band handy FM TCVR	from £295	<b>ICOM</b>	HL37V	Linear for 2m	£65	<b>MFJ</b>	MFJ1278 Multimode data controller	£129	<b>FL620</b>	2.1kw linear amp +warc	£549
<b>DJ560E</b>	Dual-band handy FM TCVR	from £295	<b>DJ560E</b>	Dual-band handy FM TCVR	from £295	<b>DJ560E</b>	Dual-band handy FM TCVR	from £295	<b>ICOM</b>	HL37V	Linear for 2m	£65	<b>MFJ</b>	MFJ1278 Multimode data controller	£129	<b>FL620</b>	2.1kw linear amp +warc	£549
<b>DJ560E</b>	Dual-band handy FM TCVR	from £295	<b>DJ560E</b>	Dual-band handy FM TCVR	from £295	<b>DJ560E</b>	Dual-band handy FM TCVR	from £295	<b>ICOM</b>	HL37V	Linear for 2m	£65	<b>MFJ</b>	MFJ1278 Multimode data controller	£129	<b>FL620</b>	2.1kw linear amp +warc	£549
<b>DJ560E</b>	Dual-band handy FM TCVR	from £295	<b>DJ560E</b>	Dual-band handy FM TCVR	from £295	<b>DJ560E</b>	Dual-band handy FM TCVR	from £295	<b>ICOM</b>	HL37V	Linear for 2m	£65	<b>MFJ</b>	MFJ1278 Multimode data controller	£129	<b>FL620</b>	2.1kw linear amp +warc	£549
<b>DJ560E</b>	Dual-band handy FM TCVR	from £295	<b>DJ560E</b>	Dual-band handy FM TCVR	from £295	<b>DJ560E</b>	Dual-band handy FM TCVR	from £295	<b>ICOM</b>	HL37V	Linear for 2m	£65	<b>MFJ</b>	MFJ1278 Multimode data controller	£129	<b>FL620</b>	2.1kw linear amp +warc	£549
<b>D</b>																		

**Tel: 081 566 1120 • SALES • SERVICE • MAIL ORDER**

G4HKS

# THE AMATEUR RADIO EXCHANGE CENTRE



### 73 MARTIN G4HKS

**Tel: 081 566 1120 ■ SALES ■ SERVICE ■ MAIL ORDER**

**Martin Lynch is a licensed Credit Broker – written details on request. Typical APR 32.9% Please add £10.50 for 48hr delivery.**





**PAY A  
VISIT TO**

# SUPER HAMSTORES

**SEE US AT  
THE NEC ON  
STAND A1**

## TOP VALUE AT SUPER HAMSTORES THIS MONTH THE NEW ICOM IC-728 HF TRANSCEIVER

- All HF Bands Tx
- General Coverage Rx
- Speech Compressor
- Passband Tuning
- Direct Digital Synthesizer
- 26 Memories
- Handmic Supplied
- 3 Scanning Functions

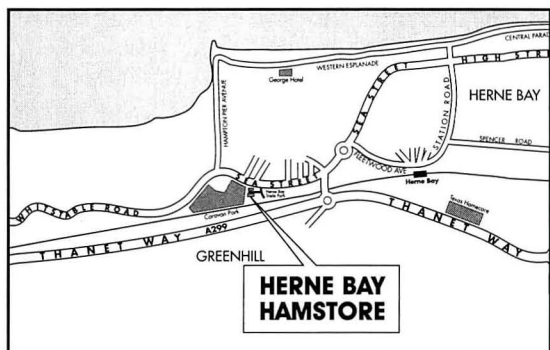


The exciting NEW IC-728 represents excellent value at only **£825.00 inc. VAT**. The IC-728 is at Hamstores NOW! Come along and put ICOM's newest rig through it's paces.

HAMSTORES stock a wide range of new Amateur gear plus a large selection of second-hand and ex-demo stock including; BARENCO, DIAMOND, COMET, SONY, AOR, LOWE, DRAE, CUSHCRAFT, KANGA KITS, DEECOMM, ALLGON, TOYO, AEA, CDR, MET, MFJ, AKD, ICOM, YAESU, KENWOOD, ALINCO, JRC ETC. Watch this space for more news, 73's, Chris G8GKC, Gordon G3LEQ & John G8VIQ.

**BOTH STORES NOW OPEN TUESDAY - SATURDAY. 09:00 - 17:00  
WEEKDAYS. 09:00 - 16:00 SATURDAYS.**

### HERNE BAY



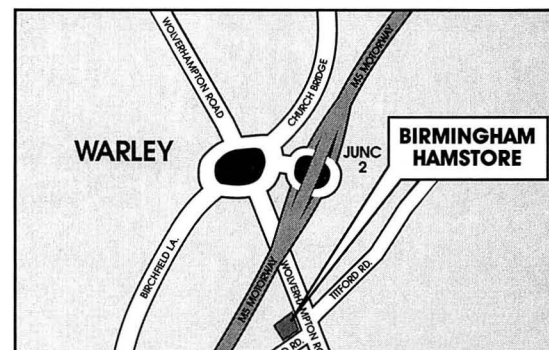
Payment by Access, Visa and Switch. Part-exchanges welcome, finance can easily be arranged (subject to status). Interest free credit is available on selected new ICOM products.

If you cannot visit an ICOM HAMSTORE in person we operate an efficient, computer-based Mail order service. Stock items normally despatched within 24Hrs.



Unit 8, Herne Bay West Industrial Estate,  
Sea Street, Herne Bay, Kent CT6 8LD  
Telephone: (0227) 741555, Fax: (0227) 741742

### BIRMINGHAM



International House, 963 Wolverhampton Rd.  
Oldbury, West Midlands B69 4RJ  
Telephone: 021 552 0073, Fax: 021 552 0051



# KW COMMUNICATION

Chatham Road, Sandling  
Nr Maidstone, Kent ME14 3AY  
Telephone: 0622 692773  
Fax: 0622 764614

Instant credit available  
Mail/telephone order by cheque  
or credit card (E & OE)

It's nice to see all this shiny new equipment in the mags, isn't it? However, we know that the latest gear doesn't always appeal, especially to those with tight budgets. Thus we have a growing selection of pre owned equipment, all fully tested and warranted so you have the opportunity to indulge without incurring the wrath of the bank manager - send a large SAE for the latest up-to-date list.



YAESU FT-747  
from £659



ICOM IC-725  
from £779



KENWOOD TS-450S  
from £1220



KENWOOD TS-850S  
from £1475



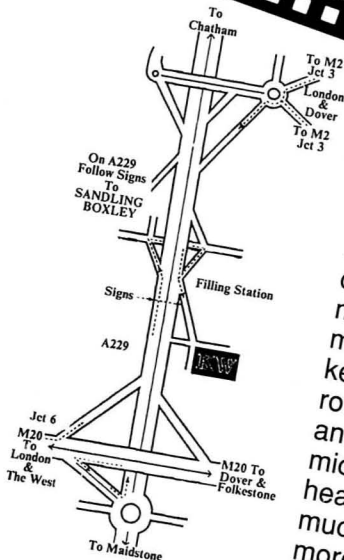
YAESU FT-290RII  
from £429



KENWOOD TH-7E  
£395

**Best  
part exchange  
deals in the country  
KW - your one stop  
amateur shop.**

*Don't forget* - we stock a wide range of accessories including antennas, mounting hardware, cables, connectors, mobile mounts, SWR meters, PSU's, morse keys, coax switches, rotators, scanners and receivers, microphones, headphones, and much much more!



YAESU FT-1000  
from £2995



AOR 3000A  
£765



ALINCO DJ-590E  
from £519



ICOM IC-735  
£1000




KENWOOD TS-950  
£2995

**OPENING HOURS:**  
**MONDAY-SATURDAY**  
9.30am-6pm

**MONDAY**  
open 10am

**SATURDAY**  
close 5pm



YAESU FT-736R  
from £1395



ALINCO DJ-560E  
now £299

KW has been serving radio amateurs in Kent for many decades - a tradition the new KW will be continuing! Be you man of Kent or Kentish Man, everything for the amateur is right here in the heart of the country. A quick look at a map will also show how easy we are to get to from other areas. Sussex Man and Surrey Man will find us via the M25/M20 network and convenience for the M2/A2 route makes it ideal for London Man to leave the problems of the City behind. The Queen Elizabeth II bridge at Dartford also means that Essex Man can reach us very quickly. Our showroom is bright, warm and comfortable, allowing you to relax whilst browsing through our latest books, checking out the latest accessories of trying out a new rig on air before you buy. For those unable to visit we offer a speedy mail order service to get goods to you quickly. Unfortunately you will miss out on the refreshments and the charm, wit and experience of our sales staff! Rest assured we always do our best however you contact us!

**We look forward to serving you. 73's Tom G6PZZ**

Practical Wireless





# Castle Electronics

Tel: 0384 298616

Fax: 0384 270224

## PROBLEMS WITH YOUR RIG?

We are the major servicing/repair centre for all amateur, PMR and commercial radio equipment...

KENWOOD  
YAESU

ICOM

MOTOROLA

Radius™

and all other major manufacturers

- ★ Suppliers of all these makes and offering a full service and spares back-up
- ★ Supply and installation of all PMR and commercial radio systems
- ★ Guaranteed 7 day turnaround (subject to spares availability)
- ★ Collection and delivery service available if required
- ★ Trade service enquiries welcome (special rates)



Castle Electronics are part of West Midlands Electronic & Communication Services Limited who are licensed credit brokers.

UNIT 3, "BAIRD HOUSE", DUDLEY INNOVATION CENTRE  
PENSNETT TRADING ESTATE, KINGSWINFORD  
WEST MIDLANDS DY6 8XZ



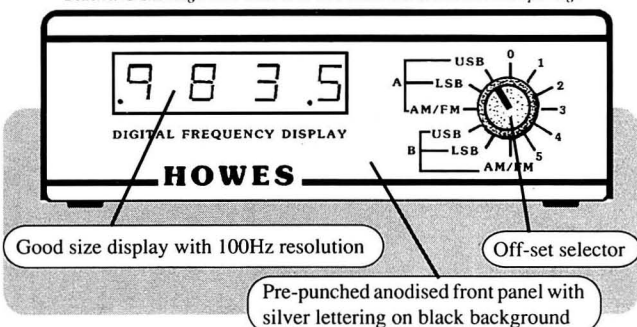
## C.M.HOWES COMMUNICATIONS

Mail Order to: Eydon, Daventry,  
Northants NN11 6PT  
Tel: 0327 60178



### NEW KITS!

DRAWING Showing DFD4 and PMB4 Kits in the new CA4M hardware package



The **HOWES DFD4** is an add-on Digital Readout for analogue receivers and transceivers. If you have an FRG7, an analogue FT101 or a similar type of rig, then the DFD4 has been designed with you in mind. The DFD4 is a frequency counter that can be programmed for any IF offset so it can be used with almost any radio, including the old Government surplus sets. It can also count down as well as up, so it is suitable for "reverse tuning" rigs too.

To make the DFD4 even more versatile, we now offer the **PMB4** Programable Matrix as an optional kit. This enables you to switch between six different programmed offsets, so the DFD4 can be used with more than one radio, and to compensate for IF frequency differences when switching modes. Also new is the **CA4M** "hardware package". This contains a custom made case with pre-punched anodised aluminium front panel (see drawing above), plus switch, knob, BNC socket, nuts and bolts etc. to enable you to achieve a high standard of finish for your project.

DFD4 Kit: £39-90  
PMB4 Kit: £9-90

Assembled PCBs: £59-90  
CA4M Hardware: £19-90

HOWES QRP CW Transceiver



### BUILD A QRP TRANSCEIVER!

To build a transceiver with our kits is a simple modular, step by step approach. You can start with the receiver, and then add on the transmitter at a later date if you wish. Various accessory kits are available to increase the facilities, these range from a simple signal meter for the receiver to extra filtering and of course, digital readout. We offer a matching range of "hardware packs" (case, knobs etc.) to enable your station to look as good as factory equipment! Whether you fancy a single band CW transceiver, or more complex dual band SSB/CW rig, all these kits are designed to be within the scope of the ordinary home constructor. The well thought out designs and the backing of professional RF test facilities mean you can build with confidence!

### Single band 40 or 80M CW transceiver:

	Kit	Assembled
DcRx40 or 80 SSB/CW receiver	£15-90	£22-70
CTX40 or 80 QRP CW transmitter	£14-80	£21-80
CVF40 or 80 VFO for TX or TX/RX	£10-90	£18-40
CSL4 300Hz CW and narrow SSB Filter	£10-50	£17-40
DCS2 "S Meter" for receiver	£9-20	£13-80

CA80M Hardware pack (suits 40 or 80M): £29-90

You will also need two 50pF tuning caps (£1-60 each) plus a slow motion dial (£6-90).  
Total price of transceiver in kit form (including caps and dial): £101-30.

PLEASE ADD £1-20 P&P for kits or £3-00 if ordering hardware.

**HOWES KITS** are produced by a professional RF design and manufacturing company. They contain good quality printed circuit boards with screen printed parts locations, full clear instructions and all board mounted components. Sales and technical advice are available by phone during office hours. Please send an SAE for our free catalogue or specific product data sheets. Normally all items are in stock and delivery is within seven days.

72 & 73 from Dave G4KQH, Technical Manager.



# ARE

COMMUNICATIONS '92

"The shop with the smile"

6 Royal Parade  
Hanger Lane, Ealing  
London W5A 1ET  
Tel: 081-997 4476  
Fax: 081-991 2565

NOW  
REVITALISED!

**ARE** are pleased to announce that we have re-opened under new ownership and, with what is the widest range of equipment ever offered from a single source in London – plus fantastic bargains in secondhand ex-demo, commercial and hire equipment!

Also, we can cater for export to almost anywhere in the world.

REMEMBER, we are only a phone call away for good, honest friendly advice, a brochure you might need or just a chat.

73's – Alan and Jez.

OPEN MONDAY-FRIDAY 9.30-5.30 SATURDAY 9.30-3pm EASY PARKING AT THE REAR OF THE SHOP

## YAESU FT990



POWER SUPPLY, ATU,  
BUILT-IN

See Peter Hart's review in  
April Radcomm

## KENWOOD TS850S



ANOTHER WINNER  
FROM  
KENWOOD

Phone for ARE price.

## ICOM IC-765



THE ICOM TRADITION  
CONTINUES

Built-in PSU ATU  
General coverage RX

## AUTHORISED AGENTS FOR ALL MAJOR MANUFACTURERS

- \* YAESU
- \* KENWOOD
- \* ICOM
- \* DAIWA
- \* TOKYO HY-POWER
- \* AOR
- \* JRC
- \* SONY
- \* ALINCO
- \* STANDARD
- \* COMET
- \* HOKUSHIN
- \* CREATE
- \* DIAMOND
- \* OSCAR
- \* HIMOUND
- \* HENRY RADIO
- \* STRUMECH
- \* DRAKE

See all of these and us at  
RSGB '92 stand C8

## HANDHELDS

MOST HANDIS IN STOCK  
NOW. FT470,  
ICW2E, TH77E,  
IC28E, 2SET,  
2SRE, P2E,  
2PET, FT23, 26,  
415, 411, TH27,  
C528 & UHF  
MODELS

Call us for prices



## MOBILES



FT5200, 2400, 212, IC3220,  
2410, 229, TM741, 731, 241,  
702, TR751, C5608  
and many more

## BASE STATIONS




IC970, IC275E/H, 475E/H  
TS790, FT736R FT650  
All options and accessories

Part exchange and equipment purchases welcomed! Credit facilities available subject to status.  
APR from 37.8%. Located next to Hanger Lane Tube Station (Central Line) and on the junction of  
the A406 & A40.

DON'T DELAY CALL 081-997-4476





73 DE Rob Mannion G3XFD

The *PW* team's life appears to be ruled by the telephone. We've all come to the conclusion that Mr Bell has got a lot to answer for!

Most of the calls we receive from readers, are enquiries regarding projects published in the magazine. Many of those calls are referring to recently published articles in the magazine, but occasionally we get enquiries for *PW* articles published as far back as 1960!

## Enquiries

Although we try our best to be helpful, technical enquiries over the telephone aren't encouraged. This is because the editorial team is extremely busy. However, because readers are so important, we really do try to help.

Most of the technical enquiries are passed over to Tex Swann G1TEX. Unfortunately, we haven't seen Tex in the office lately...because he's completely hidden by an ever-increasing pile of readers' letters! (he's in there somewhere)

To ease the situation, Tex has suggested a possible solution to the problem. This means he'll be available on the telephone between 12pm and 1pm Monday to Friday.

There are two requirements for this facility, and the first is that the project must have been published since January 1990. The main reason for the 1990 stipulation, is that Tex has been involved in the vast majority of *PW*'s projects since then.

The second requirement, is that the enquiry should be as brief as possible. To this end, it will help if you prepare short notes on the problem, and have the circuit diagram in front of you ready to talk to Tex.

## Prepared To Help

Although Tex is prepared to help in this way, we ask readers to try and avoid telephone enquiries wherever possible. A simple postcard, backed up by a circuit diagram or notes will often speed up the enquiry process.

Please don't think that we're trying to avoid our responsibilities, it's just that we get so many enquiries. The common areas for enquiries range from sourcing special components, locating manu-

facturers who've moved (or closed down) and fault-finding.

To round-off, I have a suggestion that could help many readers when fault-finding on projects and other equipment. My suggestion is that readers who want to improve their fault-finding abilities try the *PW* reprint *Are The Voltages Correct?*

## Are The Voltages Correct?

The reprint booklet *Are The Voltages Correct?*, provides (at the very modest price of £1.50 plus £1 post and packing), an excellent fault-finding guide. Normally I avoid 'pushing' specific items in 'Keylines', but I've made an exception this time.

Roger Lancaster's series of articles were originally published between June 1982 and August 1983. The booklet guides the reader in the techniques used when servicing with a multimeter.

The author takes the reader through the very basic servicing theory, and then on to transistors. He then continues with digital electronics, finishing off with a look at fault-finding on valved equipment. Altogether, I can thoroughly endorse this booklet...it certainly helped me!

## Illegal Multimode Rig

Readers may well remember the 'difficulty' I had when an otherwise illegal multimode CB rig came my way. Unfortunately, I had NOT realised at the time, that the 'relaxation' (allowing illegal multimodes to be converted from 27 to 28MHz) only applied to the original holder of the transceiver.

Eventually, the situation was brought to a satisfactory conclusion, and the Department of Trade and Industry allowed me to get the rig converted. However, despite my suggestion (a voice in the wilderness?) that the 'amnesty' to convert multimode CBs be extended past 31 December 1990, we have in effect lost this source of relatively cheap equipment.

## Cheaper Equipment

During the London Amateur Radio Show in early March, I was with a group where the availability

of much cheaper equipment, particularly for h.f., was being discussed. It was interesting to hear the many different opinions during the discussion.

Several members of the group had reminded me about the large number of illegal CB transceivers still in circulation. The result of that conversation, was the suggestion directed at manufacturers pleading for cheaper h.f. gear, published in the May 'Keylines'.

However, during another discussion at the Bournemouth Radio Society's annual 'Junk Sale' on March 29, the subject of the multimode CBs appeared on the scene again. I thoroughly enjoy this event, and so it appears, do many other enthusiasts, because it's obviously 'bursting at the seams' with people even travelling from Wales to attend!

## Through The Throng

I was squeezing my way through the throng at the Bournemouth sale, when I collided with someone coming the other way. "Just like a car boot sale, with everyone jumping on all the bargains" he said, and I could only agree!

With that, my new-found friend and I (he's a *PW* reader) carried on talking about car boot sales. During our conversation, he reminded me about the comments I'd made in an earlier 'Keylines' regarding the large number of multimode CB transceivers still freely available at car boot sales.

We both agreed that there are still a great number of multimode 27MHz transceivers in circulation. As inveterate car booters, my wife and I attend many events, and I usually see at least two or three multimodes for sale at each event.

I feel very frustrated that such equipment, ripe for conversion, is out of our 'reach' due to legal constraints. There's no point in drawing the seller's attention to the fact the equipment is illegal. The usual reply is "Don't know anything about that mate, I'm only selling it for a friend!"

## Out Of Circulation

Surely, by permitting radio amateurs to buy the otherwise illegal 27MHz equipment, it would be

taken out of illegal circulation?

Once the radio amateur had got the equipment (obviously there would have to be a relaxation in the law), it could be converted for 28MHz.

There are probably thousands of car boot sales held in the UK every weekend. Although I've said this before, I feel sure that there aren't enough government officials to 'police' the various events effectively. However, there's a veritable 'army' of enthusiasts who look for radio bargains every week.

I go looking for the 'All-Dry' valved portable receivers. Very often these little sets (in very poor exterior condition where they've been stored) can be bought for a £1 or so. Stripped down, they provide a sturdy case, good variable capacitors and other components for the school radio club I help to run.

But it's a great pity that I, and other amateurs can't take advantage of the 'bargain' CB rigs. Although they're breaking the law, other people do buy them and continue to use them on the illegal channels!

## National Society Support

I think it's time to try and get the support of the national society on this matter. With the support of the Radio Society of Great Britain, my 'voice in the wilderness' may end up with some 'amplification'.

Although I respect the reasons and actions taken by the governmental agencies, they are proving to be ineffectual. In my opinion, there must be thousands of illegal CBs still in circulation. To remove the nuisance, the DTI and Radiocommunications Agency need help.


They'll get the help automatically, if they allow us to buy these transceivers for conversion. As a result, radio amateurs will get a good supply of transceivers, and remove illegal equipment from circulation for good.

Surely all this makes sense? If we all work together, the benefits are there to be had for amateur radio and the governmental agencies.

73 De Rob Mannion G3XFD



# Receiving You



Send your letters to the editorial offices in Poole. They must be original, and not duplicated in any other magazine. We reserve the right to edit or shorten any letter. The views expressed in letters are not necessarily those of *Practical Wireless*. The Star Letter will receive a voucher worth £10 to spend on items from our Book, PCB or other services offered by *Practical Wireless*. All other letters will receive a £5 voucher.

PW October 1992 Issue

We particularly need reader's letters with memories of PW for the Diamond Jubilee issue. Get writing - it's your special celebration too!

## Dear Sir

Thank you for adding my appeal in the 'Can You Help' section of *PW*. I am delighted to say I have received the part I required from Pete Amy of Jersey Marine Electronics Ltd.

Apparently it has been lying in his box of bits and pieces for 10 years and he has now earned himself a bottle of whiskey!

How very kind of him to bother to write and also my thanks to you which is much appreciated. Do you yet know when you will publish your anniversary copy of *PW*?

**W. Gordon-Harris**  
**Bexhill-on-Sea**  
**East Sussex**

**Editor's reply: We're pleased to have been of assistance, but we mustn't forget it takes people like Pete Amy to help too! (Thank you again Pete). The 60th (October) anniversary issue will be published on Thursday 10th September.**

## Dear Sir

Once again many thanks to you and your team for doing a great job with *PW* - I have enjoyed reading the latest (March '92) issue and also I was able to help a fellow enthusiast!

In the 'Can You Help' section, you published a request from Harold Orriss of Wivenhoe, asking for the valve manual that went with the Taylor valve tester series 45.

It just so happens that I have a model 45D valve tester and the manuals that go with it. When I saw how close Harold lived to me (approx. 10 miles), I rang him up and we spent a very happy Sunday afternoon exchanging information about all sorts of things - some radio, some not! He used to live only a few paces from my home. What a small world!

Thanks for being the means of bringing us together!

**Nigel Heasman G4XDK**  
**Manningtree**  
**Essex**

**Editor's comment: The *PW* team are pleased to help Nigel. In this case, we've got to thank Sharon George our news editor, for making sure we get as many 'Can You Help?' requests in. She's also got the very difficult job of squeezing in the 'Club News' every month. So, perhaps readers can help by keeping items for both sections as short as possible please!**

## STAR LETTERS

### Dear Sir

As the holder of a Novice call sign, I am reacting to your comments in 'Keylines' about the novice being ignored. As a novice myself, it has not happened to me, I am glad to say, but I have been told that I have made a mockery of the system due to my age of 25 years!

Some hard-nosed radio amateurs seem to think it is only for children. So the exam is easier, but it's no push-over. In fact, in America they have a novice licence but it's very easy compared to our own.

Our Novice licence compares to that of the 'technician' level in the USA. I wonder if those radio amateurs who chose to ignore the 2E0 novice call, mentioned in 'Keylines', would ignore a call from the USA, be it a novice or technician. I think not.

I'm taking my Morse test in May, and will be using home-brew and direct conversion receivers. I am sure that any radio amateur in other countries would be glad to make the contact, and not be thinking about the level of entry I have made to use the band.

In the future, it may be an idea to create two new licences. A novice licence linked to age, time and a course, and a similar course, but a City & Guilds test (like the present novice exam) but call it technician level, and attach no age limit or time period. So those amateurs who are hard-faced might at least accept an older newcomer to the hobby, who hasn't taken the full RAE.

As a novice, I'm feeling my feet and enjoying every moment. I plan to take the RAE, as I would love to use 430MHz all modes, etc. After being a novice for a year, I might not make some of the operating mistakes newly-licensed class Bs do every day, due to the lack of a novice scheme in the past.

**John Hemming 2E1ANW**  
**Northfield**  
**Birmingham**

### Dear Sir

After reading 'Keylines' in the April issue, I felt that I had to give you my experience of operating as a novice. I have recently passed my novice exam and purchased a 430MHz hand-held.

In 'Keylines', you said that a novice that you had worked may have been ignored by other operators. Whether or not this is the case on 3.5MHz I can't say, but in my experience on 430MHz, the operators are reluctant to work weak stations. Using only 1.5W, my signal can be very weak at times. Although most operators will take time out to talk to me, some don't.

If people don't take the time to talk to novice operators with low-powered equipment, the novice will become discouraged and give up the hobby. That would be a sad loss.

**Chris Langley 2E1ALP**  
**Chessington**  
**Surrey**

**Editor's reply: Thank you John and Chris, for taking the trouble to write our two 'Star Letters'. The *PW* approach is to fully support the Novice Licence and the holders of Novice call signs. I can only ask radio amateurs in the UK to consider the future of our hobby, and PLEASE allow these keen new operators to progress and enjoy the hobby. Surely there can't be any real objection to the new stations. You've only got to listen to them in action (whether on 'phone or c.w.) to realise that the official Novice course syllabus, has shown up some real shortcomings in the City and Guilds RAE, particularly on the practical operating side. Snobbery has been far too prevalent in our hobby for many years. First it was against holders of the 'B' licence (this is still very evident I'm afraid), and now it appears there's a new target available. I'm now really concerned for our hobby's future, if this prejudice continues.**



## Queries

We will always try to help readers having difficulties with a *Practical Wireless* project, but please note the following simple rules:

- 1: We cannot give advice on modifications to our designs, nor on commercial radio, TV or electronic equipment.
- 2: We cannot deal with technical queries over the telephone.
- 3: All letters asking for advice must be accompanied by a stamped, self-addressed envelope (or envelope plus IRCs for overseas readers).
- 4: Make sure you describe the query adequately.
- 5: Only one query per letter please.

## Back Numbers & Binders

Limited stocks of many issues of *PW* for past years are available at £1.80 each including post and packing.

Binders, each holding one volume of *PW* are available price £5.50 each (£1 P&P for one, £2 for two or more).

Send all orders to the Post Sales Department.

## Subscriptions

Subscriptions are available both for the UK and overseas. Please see current issues for the latest prices.

## Constructional Projects

Each constructional project is given a rating to guide readers as to its complexity.

**Beginner:** A project that can be tackled by a beginner who is able to identify components and handle a soldering iron fairly competently.

**Intermediate:** A fair degree of experience in building electronic or radio projects is assumed, but only basic test equipment is needed to complete any tests and adjustments.

**Advanced:** A project likely to appeal to an experienced constructor and often requiring access to workshop facilities and test equipment for construction, testing and alignment. Definitely not recommended for a beginner to tackle on their own.

Components for our projects are usually available from advertisers. For more difficult items a source will be suggested in the article.

The printed circuit boards are available, mail order, from the Post Sales Department.

## Mail Order

All *PW* services are available Mail Order, either by post or using the 24hr Mail Order Hotline (0202) 665524. Payment should be by cheque (overseas orders must be drawn on a London Clearing Bank). Access, Mastercard or Visa please.

Services

# Wordsearch Competition

Q	K	G	Q	R	S	E	F	Z	A	Q	C	V	L	V	P	Q	A	E	R	K	H
S	E	V	A	N	U	N	O	I	J	Y	L	G	O	Z	C	G	O	Y	S	G	K
E	R	R	A	M	O	T	V	J	E	H	A	H	J	Y	Q	A	W	R	H	J	Q
M	M	E	O	K	J	O	L	F	M	L	C	V	F	A	O	S	R	K	O	E	Z
G	O	C	S	L	G	R	R	A	F	B	E	W	F	A	F	G	T	A	E	O	O
K	G	B	N	I	Y	K	G	E	N	S	B	N	S	A	W	Y	P	Y	S	A	Q
L	W	S	I	E	S	A	E	L	K	D	H	A	A	F	S	Q	J	N	T	S	N
G	F	E	C	L	B	E	T	J	Q	C	W	W	S	P	G	X	I	Z	R	L	N
U	B	B	H	I	E	J	H	L	T	F	E	I	E	I	R	G	I	M	I	Z	C
V	J	W	A	Y	N	Q	R	T	L	D	O	H	N	X	C	A	Y	U	N	V	B
H	F	E	B	V	Z	O	F	E	N	I	U	C	C	D	S	V	L	Y	G	S	M
L	S	T	Q	J	V	P	R	L	Q	Y	E	T	A	L	C	I	S	O	G	Y	C
K	Q	E	H	R	Y	U	D	T	S	F	S	N	H	L	A	H	K	J	S	I	U
L	C	W	Y	G	P	E	H	F	C	K	O	Y	R	O	P	T	A	T	J	P	R
Q	J	D	H	E	U	C	I	D	Y	E	S	U	C	P	R	O	S	R	F	K	U
D	W	K	T	L	K	Y	O	P	M	D	L	C	R	N	V	S	I	Y	G	P	F
I	X	V	V	C	L	T	J	N	O	A	S	E	S	M	E	W	P	N	R	E	T
V	L	A	F	R	M	Z	R	U	T	Q	P	X	X	C	E	U	H	P	T	C	R
A	H	Z	K	E	A	O	K	E	Y	E	J	M	B	E	K	T	Q	X	V	W	G
O	M	S	S	H	B	X	H	W	B	J	S	L	S	Y	R	Q	R	E	G	Z	L
J	Z	V	I	E	C	J	T	U	L	O	Y	T	O	X	D	A	F	E	R	N	T
B	M	G	P	Y	U	S	Q	Y	K	E	R	S	H	U	A	N	G	F	S	F	W

Thirteen different 'radio' words have been hidden in the letter grid. They have been printed across (forwards or backwards), up and down or diagonally, but they are always in a straight line without odd letters in between. You can use the letters in the grid more than once for different words, and they're not all used. Once you have found all 13 words, mark them on the grid and send it, along with your name and address (photocopies accepted with the flash below please) to our editorial address, marked Competition Corner, Wordsearch June '92. Closing date is Friday 26 June 1992.

Name .....

Address .....

.....

.....

.....

☐ Subscription ☐ Voucher

Send your entry (photocopies acceptable with coupon) to: June Wordsearch Competition, PW Publishing Ltd., Enefco House, The Quay, Poole, Dorset BH15 1PP. Editor's decision on the winner is final and no correspondence will be entered into.

Entries to reach us by Friday 26 June 1992.

**First Prize:** One year subscription or £20 book voucher.

**Two runners-up:** Six months subscription or £10 book voucher.

Mobile

Shoe String

Four Metres

Crystal Checker

QRP Contest

Neill Taylor

Rutland Windcharger

Solar Panel

Robert Keyes

Basic

Frequency Synthesisers

Garex Electronics

Focal Point

Competition Corner  
June '92



Send all your news and new product details to Sharon George at the Editorial Offices in Poole

## Silent Key

It is with deep sorrow, that the Amateur Radio Club of Nottingham announce the death of their immediate past President, Rex Beasall GOREX (ex G1LRI), who passed away of Sunday 5 April 1992, as the result of a heart attack, aged 54 years.

Rex was a tower of strength to both the well established and the new-comer to amateur radio, and epitomised all that is good in our hobby.

He will be sadly missed by his fellow members of the Amateur Radio Club of Nottingham, who offer their condolences to his widow Jenny, and her family.

## Chernobyl Russia 1992

An international group of amateur radio operators will be joining up at Rostov-on-Don, Ukraine, to draw the worlds attention to the continuing problems, the result of the Chernobyl Power-station Disaster. Two stations will be on the air, between April 25-30th US6CH and May 1-3rd 4L6CH. Operators will include UA6LQ, UT4UX, UA3LU, N3CBW, G0NKZ, RA3AA and KC3VO.

Further information from **G0NKZ, PO Box 599, Worthing, Sussex.**


## Advanced Antennas & Ancillaries Ltd.

Advanced Antennas & Ancillaries Ltd., formerly Cap.Co Electronics, would like to announce that with the formation of their new company they will produce all products previously manufactured by Cap.Co, to the same high specification with first class materials but at greatly reduced prices, e.g. AMA-3 Kit was £308.15 now £199.50!

Tony Johnston GW4CQP, who originally founded Cap.Co, has joined forces with Maurice Rately GM3HAT of Hatelly Antenna Technology, and along with Bill Ellis G0MMY, he will continue to design products to add to the existing superb range.

Of course, Tony is still available to answer any queries you may have, and Helen will look after the administration side as usual.

If you require further information and a new price list, please contact them at the same address, **A.A & A Ltd., Unit 28 Penley Ind. Estate, Penley, Wrexham, Clwyd LL13 0LQ. Tel: (0948) 74717, FAX (0948) 74728.**



## Siskin Electronics

Stolen from the Siskin stand at the Blackpool Rally on March 15, was a Fairmate HP2000E scanner, serial no. 19429, unboxed, less instructions and accessories. And it was tied onto the stand! If anyone has any information, please contact Siskin at:

**Siskin Electronics, 2 South Street, Hythe Southampton SO4 6EB. Tel: (0703) 207155/207587.**

## Fareham & District ARC

The Fareham & District ARC will be holding an exhibition of historic radio equipment circa 1890-1939 between June 20 and 28th.

The exhibition will be on board HMS *Warrior 1860*, at the Naval Heritage Area, HM Naval Base, Portsmouth.

For further details, contact **Ray Maclean G0JVE on (0329) 238642.**

## Royal Naval Amateur Radio Rally

This year's RNARS Annual Mobile Rally, taking place on 14 June 1992, will be the last to be held at its traditional venue, HMS *Mercury*, nr. Petersfield, Hants. The planned closure of HMS *Mercury* in the near future has forced the RNARS, after 32 years, to move their rally in 1993, to HMS *Collingwood*, Fareham, Hants., just a few miles away. The new venue will be larger, more accessible and will have better facilities for traders and visitors.

## Jamboree On The Air 1992

Jamboree on the Air (JOTA) takes place this year over the weekend of October 17 and 18th. Now in its 35th year, the event gives Scouts and Guides all over the world a chance to meet without having to leave their own towns, and to learn about amateur radio. In 1991, radio amateurs working with local Scout and Guide groups, operated nearly 400 stations throughout the UK, demonstrating amateur radio to more than 20 000 people.

If you would like to help, you should approach your local Scout Group and ask the Leaders to send for the new fact sheet on how to take part in JOTA. It is available from The Scout Association's Resource Centre, Gilwell Park, Chingford, London E4 7QW.



The next step is to complete the JOTA Application forms available from the Radio Society of Great Britain. These combine a Special Event Licence Application and a JOTA registration form for The Scout Association. If you plan to use your existing club call-sign, the registration details should still be returned to the RSGB, so that your station can be included on the JOTA station list. This list and a JOTA newsletter, including details of the first UK JOTA puzzle activity, will be sent to all registered stations just before the event.

For further information, contact **John Fogg on 071-584 7030.**

## Can You Help?

**Kevin Hayes ZL4MD, PO Box 143, Cromwell, 9191 New Zealand,** is keen to restore an International Marine Radio Co. (London) receiver, Model IMR42, S/N73, but cannot locate any technical data.

The set is about World War II vintage, octal valves, etc. He has tried the various PW advertisers, but to no avail. Even a circuit diagram would help. He will willingly reimburse any reasonable costs.

Recently I have acquired the working 'head' of a Collins s.w.r./p.w.r. meter. Research shows its part number is 302C-1, and it was fitted into the Collins speaker console, part number 312B-4. Can anyone help with a circuit diagram of this 'head' wiring to its meter and the switching circuitry involved? All costs will be reimbursed. **Bob Leask G4CEO, The Birches, 80 Mill Road, Sharnbrook, Bedford MK44 1NP.**

My main interest on h.f. is slow scan TV, and I am using a Spectrum Computer and G1FTU's programme. I would like to upgrade my system by making an interface for the Spectrum to run a 3.5in disk drive, and run the s.s.t.v. transmit/receive facility on my Amstrad PC1512. Does anyone out there know of a programme for IBM 'clones' that can transmit/receive s.s.t.v., possibly using an interface card?

The request for the disk drive interface for the Spectrum, is partly as an educational exercise for me, as I do not know how they work - hence the request for info. on how to make one rather than buy one! **Nigel Heasman G4XDK, 15 Brooklands Road, Brantham, Manningtree, Essex CO11 1RN.**



## Silent Key - Fred Judd G2BCX

It's with great sadness, and a sense of loss, that we announce the passing of Fred Judd G2BCX on 10 April 1992. Fred died in the early hours, in hospital at Norwich from a heart attack, although he had been expecting to return home within a few days.

The funeral, attended by many friends, relatives and the editors of *PW* and *Short Wave Magazine*, took place at the Norwich Crematorium on Thursday April 16.

Everyone on *Practical Wireless* would like to extend their deepest sympathies to his wife Freda and family, on their loss.

The name and callsign of Fred Judd G2BCX was known throughout the world of amateur radio, hi-fi and science. Although Fred would have been 78 years old in June, he was still extremely busy writing for *PW* and *Short Wave Magazine*.

The 'Radio Personality' feature on Fred G2BCX, will still appear, as planned, in the *PW* 'Antenna Special' in our September issue (published August 13). We can't think of a better tribute to such a prolific and popular writer and designer.

**Rob Mannion G3XFD.**

## Flight Refuelling ARS

The Flight Refuelling ARS (G4RFR, G0FRR, G6SFR) will be celebrating its 10th Anniversary on Saturday 15 May 1992 at its HQ in Merley, nr. Wimborne, Dorset. Special event callsign GB2FRA will be operational on all h.f. bands.

The Society was initially formed in an effort to bring together like-minded v.h.f. amateurs, but over the ensuing years activities have expanded to encompass all aspects of amateur radio. From an initial 16 members, the Society now has over 100, including 48% class A, 31% class B, 5% Novice and 16% short wave listener, of whom most are currently studying for the RAE.

In May 1987, the Society completed the construction of a purpose-designed HQ complex, which is currently the venue for RAE, c.w. and four Novice training courses, as well as being open for use seven days a week.

For further details of FRARS, please contact the Hon. Sec. **Ian G2BDV, who is QTHR.**



## Summer Expedition To Sri Lanka

Four British radio amateurs are going to Sri Lanka this summer, and they plan to be active from June 11 until July 4. The callsigns to be used include: 4S7DGG, 4S7JVG, 4S7DBG and 4S7PNG.

Additionally, the group have been issued with the callsign 4S0UK for use in the Asian DX Competition. The amateurs taking part in the Sri Lanka trip include Doug Goodison G0LUH, Jon Vasek G0OHV, David G0MRF and Paul G0ONA. The group plan to use three transceivers on all bands, on c.w. and s.s.b. Further details from **Doug Goodison G0LUH, QTHR.**

## Special Event Station GB4GWR

The Vale of White Horse ARS, in conjunction with the Great Western Society, will be operating the special event station GB4GWR from Saturday 23rd to Monday 25 May 1992, at the Didcot Railway Centre in South Oxfordshire. This will be the tenth anniversary of this successful station, which in the past has made contact with radio amateurs with an interest in railways from Hawaii to Australia, as well as most corners of the United Kingdom.

The callsign GB4GWR will also be celebrating the 25th anniversary of the Great Western Society moving into Didcot engine shed to start the fledgling Didcot Railway Centre. The Railway Centre is internationally recognised as the largest collection dedicated to a single railway company, in this case the Great Western Railway.

In addition, 1992 is the 100th anniversary of the abolition of Brunel's 7-foot broad gauge. Examples of the original trackwork are on display at the Railway Centre.

The special event station will be operating from a former Great Western Railway 1932 Ocean Saloon coach. This is part of a train which used to collect trans-atlantic passengers from Plymouth and whisk them to London. The Great Western Railway was in steep competition with the Southern Railway to see who could get the passengers to London in the greatest comfort, and in the shortest possible time.

Contact with GB4GWR, which will be acknowledged by a special QSL card, will be valid for the Great Western 150 Steam Award. Full details of the award are available from John O'Hagan G4PFY, QTHR, on receipt of a stamped addressed envelope.

It is hoped that the station will be active from 11am to 5pm, each of the three days on 144MHz and h.f. It is hoped that the 144MHz f.m. station will transfer to the footplate of one of the working steam locomotives for a short period each day. The QSL cards from these contacts will be signed by the driver and fireman.

Anyone wishing to visit the Railway Centre can exchange QSLs in person. Entrance is via Didcot Parkway British Rail station. Further information on the steam events is available by telephoning (0235) 817200 during office hours.

## Marconi Remembered In Salisbury


On Saturday 28 March, a group of people gathered at the 'Roving Kennels' at Three Mile Hill near Salisbury, to commemorate Marconi's pioneering radio work in the area nearly 100 years ago.

The occasion was to unveil a plaque, which pays tribute to the early experiments carried out at the bungalow by Guglielmo Marconi in conjunction with the Army. These early successful experiments, led to the rapid development and growth of radio communications.

The plaque was presented to Mr and Mrs Blackburn, the current owners of the bungalow and the kennels alongside, by the President of the Salisbury Radio & Electronics Society, Sir Evan Neapen Bt. G5YN. The unveiling ceremony, co-ordinated by John Hart G4POF Treasurer of SR&ES, was carried out jointly by Peter Turrall, Publicity Manager for GEC-Marconi and Terry Barnes G13USS, President of the RSGB.

Peter Turrall presented the Salisbury Society with books on Marconi and a history of the Marconi Company. Peter also read out a hand-written letter from Marconi's widow, Maria Christina, who now lives in Rome, sending her best wishes and appreciation of the event.

Also attending the ceremony were John Case, immediate past president of the RSGB, and Peter Chadwick, the executive vice-president of the RSGB. Other representatives included Colonel Philip Whitmore and Sergeant Nigel Kirkby from the Royal Signals headquarters at Blandford, Mike Halpin from Salisbury District Council Tourism Department and Rob Mannion G3XFD, Editor of *Practical Wireless*.



**Terry Barnes G13USS, The RSGB President shakes hands with Peter Turrall of GEC-Marconi following the unveiling ceremony.**

**Newsdesk  
'92**



# Club News

Please send in all of your 'Club News' items to Sharon George at the editorial offices in Poole.

**Axe Vale ARC** meet 1st Fridays, 7.30pm in the 'New Commercial', Trinity Square, Axminster, Devon. Further details from **Pat Cross G0GHH** on (0297) 33756.

**Aylesbury Vale RS** meet 1st & 3rd Wednesdays, 8pm in the Village Hall at Hardwick. May 20 is a Surplus Equipment Sale. Further details about the club from **Martin G4XZJ** on (0296) 81097.

**Barr Beacon RC** meet 1st Mondays and 3rd Wednesdays, 7.30pm at 112 Walsall Road, Aldridge, West Midlands. For further details, ring (0922) 36162.

**Barnsley & District ARC** meet Mondays in the radio club room and shack, at the rear of the Darton Hotel, Station Road, Darton, Barnsley. May 15 is a talk on the 'Amateur Radio Observation Service' by G3STG, the 25th is a talk on the 'Novice Licence' by G0NMJ. June 1 is a talk on 'Breakthrough & Interference' by Tony G4DXA and the 8th is a Junk Sale. For further information, ring **Ernie G4LUE** on (0226) 716339.

**Basingstoke ARC** meet 1st Mondays, 7.30pm at the Forest Ring Community Centre, Sycamore Way, Winklebury, Basingstoke. May 29/30/31st is New Forest Fox hunt & BBQ weekend and June 1 is VHF Field Day planning. For further details, phone (0256) 25517.

**Bedford & District ARC** meet Thursdays, 8pm in the Allen Club, Hurst Road, Bedford. More details from **Gavin Carmichael, 15 Evesham Court, Avon Drive, Bedford MK41 7AJ**. Tel: (0234) 365660.

**Blyth ARC** meet Wednesdays, 7pm at Newsham Community Centre, Elliott Street, Blyth, Northumberland. All welcome. Details from **Keith Ritson G0PKR** on 091-237 1963.

**Bradford ARS** meet 2nd & 4th Thursdays, 8pm at the Polish Ex-Service Club, Shearbridge Road, Bradford, West Yorkshire. May 14 is a committee meeting, plus arrangements for working G3NN portable during the summer, the 28th is Military Medals - a presentation by G0ACX and June 11 is a discussion - The Way Forward. **Charles Bolt G0ACX** on (0247) 494694.

**Braintree & District ARS** meet 1st & 3rd Mondays, 8pm at the Community Centre, Victoria Street, Braintree. May 18 is their AGM. **M. Andrews, 22 Arnheim Grove, Braintree, Essex CM7 5UQ**. Tel: (0376) 27431.

**Brighton & District ARS** meet 1st & 3rd Wednesdays, 7.45pm at the Roast Beef Bar, Brighton Racecourse, Elm Grove, Brighton. More details from **Harold Lunson G3WR, 17 Tongdean Rise, Brighton, East Sussex BN1 5JG**. Tel: (0273) 501100.

**Bromsgrove & District ARC** meet Fridays at Avoncroft Arts Centre, South Bromsgrove, Worcester. More details from **Joe Poole G3MRC** on (0562) 710010.

**Bromsgrove ARS** meet at Lickey End Social Club, Alcester Road, Burcot, Bromsgrove. May 26 is a Practical using the antenna noise bridge and June 9 is Technical Topics. **Mr D. Edwards G4ZWR, 2 Mason Close, Headless Cross, Redditch, Worcs B97 5DF**. Tel: (0527) 546075.

**Bury St. Edmunds ARS** meet 3rd Tuesdays, 7.30pm in Room EO-40 of West

Suffolk College, Out Risbygate, Bury St. Edmunds. For more details, contact **Ian G0KRL** on (0359) 70527.

**Bury RS** meet Tuesdays, 8pm in The Mosses Community Centre, Cecil Street, Bury, Lancashire. 2nd Tuesdays are Lecture/Talk nights and other Tuesdays are general natter nights with the club's 'new' rigs on the air. June 9 is Keith Khan G3RTU Contest Operations. More details from **Colin Fox G3HIL, The Lair, 5 Pinewood Crescent, Holcombe Brook, Ramsbottom, Bury BL0 9XE**. Tel: (0204) 883212.

**Buxton Radio Amateurs** meet at the Lee Wood Hotel, Buxton at 8pm. May 26 is a Quiz night and June 9 is new members' invitation night. For further details, contact **Derek Carson G4IHO** on (0298) 25506.

**Charnwood Amateur Radio Contest Club** meet Saturday lunch-time at The Priory Hotel, Loughborough. Dedicated to operating and demonstrating the joys of amateur radio and furthering the hobby. Listen on S17 or contact **Phil on (0509) 232927**.

**Chelmsford ARS** meet 1st Tuesdays, 7.30pm at Marconi College, Arbour Lane, Chelmsford, Essex. More details from **Roy & Ela Martyr G3PMX & G6HKM, 1 High Houses, Mashbury Road, Great Waltham, Essex CM3 1EL**. Tel: (0245) 360545.

**Clacton RC** meet alternate Wednesdays in The Imperial Public House, Rosemary Road, Clacton-on-Sea. May 27 and June 10 are meeting dates for this time. For their membership details, phone (0255) 672606, 436565 or 615207.

**Conwy Valley RC** meet 1st Thursdays, 7.15pm at The Studio, Penrhos Road, Colwyn Bay, Clwyd. May 14 is a Visit to Pentir National Power Switching Station and June 4 is their AGM, followed by a Construction Competition. For further details, contact **Merfyn Jones GW4NNL, 72b Princes Drive, Colwyn Bay, Clwyd LL29 8PW**. Tel: (0492) 530725.

**Cornish RAC** meet at the Memorial Hall, Perranwell Station, Perranwell, nr. Truro, 7.30pm. For a future information, please contact **Mr G. Bate, 9 Tresithney Road, Carharrack, Redruth, Cornwall TR16 5OZ**. Tel: (0209) 820836.

**Coulsdon ATS** meet 2nd Mondays, 7.45pm at St. Swithun's Church Hall, Grovelands Road, Purley, Surrey. June 8 is Team Quiz night. **Andy Briers G0KZT** on (0737) 557198.

**Coventry ARS** meet Fridays, 8pm at Baden Powell House, 121 St. Nicholas Street, Radford, Coventry. For further details phone **Jon on (0203) 610408**.

**Dacorum AR & TS** meet 1st (informal) & 3rd (formal) Tuesdays, 8pm at The Heath Park, Cotterells, Hemel Hempstead. Further details from **Dennis Boast G1AKX** on (0442) 259620.

**Delyn RC** meet every other Tuesday, 8pm at the Gwernymyndd Community Centre in Gwernymyndd, near Mold, Clwyd, North Wales. May 19 is G&G Photographers and June 2 is a night on the air. For more details, contact **Steve Studdart GW7AAV** on (0244) 819618.

**Denby Dale & District ARS** meet at Pie Hall, Denby Dale, nr. Huddersfield, 8pm. May 20 is a general rally meeting and GB2YIA rally discussion, the 27th is a Fox hunt organised by Brian G0NMH and June 6 is a talk on 'HD Repeater' by John G0PRF. More details from **Ivan Lee, Clayton Lodge, Sunnyside, Edgerton, Huddersfield HD3 3AD**.

**Derby & District ARS** meet Wednesdays, 7.30pm at 119 Green Lane, Derby. May 20 is 'Chip Making' - the mysteries of i.c. fabrication, packaging and surface mount - all is explained by Chris Muriel G3ZDM, the 27th is 'HF Receiver Design', a talk by John Wilson of Lowe Electronics, June 3 is a Junk Sale and the 10th is 'The Worked All Britain Award', talk by Steve G0PLF. More details from **Richard Buckley G3VGW, 20 Eden Bank, Ambergate, Derby DE5 2GG**. Tel: (0773) 852475.

**Derwentside ARC** meet Wednesdays, 7.30pm in the Steel Club, 36 Medomsley Road, Consett, County Durham. Regular talks by amateurs and non-amateurs. Construction work overseen by Don G4LGA. Further details from **Geoff Darby G7GJU, 60 Pine Street, Grange Villa, Chester-le-Street, County Durham DH2 3LX**. Tel: 091-370 2032.

**Dorking & District RS** meet at The Friends Meeting House, South Street, Dorking, 7.45pm. May 26 is a talk by Mr

Cullimore from the Radiocommunication Agency on 'The Role of The Radio Investigation Service'. More details from **John Greenwell G3AEZ** on (0306) 77236.

**Dorset Police ARS. A new radio society.** Membership open to anyone connected with Dorset police, such as all regular police officers, all special constables, civilian staff employed by Dorset police, immediate families of all the above and retired police officers resident in Dorset. Further details about membership from **Richard Newton, Ferndown Police Station, Ringwood Road, Ferndown BH22 9AF**. Tel: (0202) 552099 ext. 3198.

**Dragon ARC** meet 1st & 3rd Mondays, 7.30pm at the Four Crosses Hotel, Menai Bridge. May 16 is a Special Event - GB2CPC - 'Castles on the Air', the 18th is a live demonstration of amateur television by John Lawrence GW3JGA, the 23rd is a Special Event - GB2CPC - Dance Festival at Penrhyn Castle and June 1 is 'Pre-radio Communications In Anglesey' by Tomos Roberts. **Tony Rees GW0FMQ** on (0248) 600963.

**Dronfield & District ARC** meet 1st & 3rd Mondays, 7.30pm in Room 3 of Gladys Buxton School, Oakhill Road, Dronfield. On other Mondays, members meet socially, by arrangement at the Fleur-de-Lys Public House, Main Road, Unstone. May 18 is a Foxhunt and June 1 is a talk and demonstration on 'The Magnetic Loop Aerial - Construction and Operation' by Wesley Mitchell-Watson. More details from **Piers Oldham G7HRW, 110 Green Lane, Dronfield, Nr. Sheffield S18 6FU**. Tel: (0246) 290444.

**Dundee ARC** meet Tuesdays, 7pm in the College of Further Education, Graham Street, Dundee. May 19 is The John Martin Award Evening and the 26th is a Construction night. Further details from **George Millar GM4FSB, 30 Albert Crescent, Newport-on-Tay, Fife DD6 8DT**.

**Dunstable Downs RC** meet Fridays, 8pm at The Old Mill, West Street, Dunstable, Beds. May 17 is National Amateur Radio Car Boot Sale. Further details from **Wendy Jefferson** on (0582) 451057.

**Easington ARS (Co. Durham)** meet Thursdays, 7.45pm at Southside Social Club, Easington Village. Further details from **Mr H. Walker G3CBW, 20 Birchfield Drive, Eaglescliffe, Stockton-on-Tees, Cleveland TS16 0ER**. Tel: (0642) 788280.

**Echelford ARC** meet in the Community Hall, St. Martin's Court, Kinston Crescent, Ashford, Middlesex, 7.30pm. May 14 is a natter night and the 28th is 'Safeguarding Electrostatic Devices' by Jim Todd G4XLM. Further details from **P. Townshend G6PMT** on (0344) 843472.

**Edgeware & District RS** meet at the Watling Community Centre, 145 Orange Hill Road, Burnt Oak, 8pm. May 14 is 'Advances In RF Power Semiconductors' by Graham Morris G3SGC, the 15th is a Straight Key evening, the 28th is NFD Briefing, June 6/7 is National Field Day and the 11th is an Informal, GX3ASR on air. More details from **Howard Drury G4HMD, 11 Batchworth Lane, Northwood**. Tel: (0923) 822776.

**Fareham & District ARC** meet Wednesdays, 7.30pm in Portchester Community Centre, Westlands Grove, Portchester, Fareham, Hants. Details from **Rod Smith G0ERS** on (0705) 373572.

**Farnborough & District RS** meet 2nd & 4th Wednesdays, 7.30pm at Farnborough Community Centre, Meudon Avenue, Farnborough, Hants. More details from **Tommy Tomlinson G3UHW** on (0252) 515041.

**Fylde ARS** meet 2nd & 4th Thursdays, 7.45pm at South Shore Lawn Tennis Club, Midgeland Road, Blackpool. May 14 is a DX Foxhunt, the 28th is NFD Preparations and June 11 is Visit to Lancashire County Police HQ Communications Centre at Hutton. **Eric Fielding G4HFF** on (0253) 726685.

**Glenrothes & District ARC** meet in their clubrooms, Provosts Land, Leslie, Fife, 8pm. Further details from **John Hardwick GM4ALA** on (0592) 742763.

**Gloucester ARS** meet Wednesdays, 7.30pm at St. John Ambulance HQ, Heathville Road (off London Road), Gloucester at 7.30pm. Further details from **Jenny Beckingham G7JUP** on (0452) 528533 Ext. 2731.

**Grafton RS** meet 2nd & 4th Wednesdays, 8pm in Holy Trinity Church Hall at the rear of Holy Trinity Church, Granville Road, London N4. Further details from **Rod G0JUZ** on 081-368 8154.

**Grantham RC** meet 1st & 3rd Tuesdays

at the Kontaks Social Club, Barrowby Road, Grantham. Further details from **John Kirton G8WWW, 'Treetops', 13 Saltersford Road, Grantham, Lincolnshire NG31 7HH**. Tel: (0476) 65743.

**Great Lumley AR&ES** meet Wednesdays, 8pm at Great Lumley, North Community Centre, Great Lumley, Nr. Chester-le-Street, Co. Durham. For more details, contact **Barry G1JDP** on 091-388 5936.

**Halifax & District ARS** meet 1st & 3rd Tuesdays, 7.30pm at the Running Man Public House, Pellon Lane, Halifax. May 19 is CW Operation by S. Wilson G3VMW. For further details, contact **David Moss G0DLM, Beechwood Lodge, Leeds Road, Lightcliffe, Halifax, West Yorkshire HX3 8NU**. Tel: (0422) 202306.

**Hambleton ARS** meet in Room A5 of Northallerton Grammar School at 7.30pm. For more details, contact **Nigel Robertshaw G0NHM** on (0609) 776608.

**Hereford ARS** meet 1st & 3rd Fridays at the Civil Defence HQ, Magistrates Court, Gaol Street, Hereford. May 15 is an Annual Constructor Contest and June 5 is 'Planning Permission', a talk by John McFall G4HFX. More details from **Errol Robinson G4MET, 29 Folly Lane, Hereford HR1 1LX**. Tel: (0432) 355297.

**Hoddesdon RC** meet 1st & 3rd Thursdays, 8pm at the Conservative Club, Rye Road, Hoddesdon (side entrance). May 28 is a talk by Brian Bond G3ZKE on 'EMC' and June 11 is a natter night. Details from **Roy on 081-804 5643**.

**Horndean & District ARC** meet 1st Thursdays, 7.30pm at Horndean Community School, Barton Cross (off Catherington Lane), Horndean, Hants. For more information, contact **Stuart Swain, 35 Mavis Crescent, Havant, Hampshire PO9 2AE**. Tel: (0705) 472846.

**Hornsea ARC** meet Wednesdays, 8pm at the Mill, Atwick Road, Hornsea. May 20 is 'Computer Logging' by Rick G1YVL, the 27th is a natter night and June 6 is Field Day preparation. Further information from **Jeff G4IGY** on (0964) 533331.

**Horsham ARC** meet at the Guide Hall, Denne Road, Horsham, West Sussex, 8pm. Further details from **Peter Stevens G8SUI, 11 Nutwood Avenue, Brockham, Betchworth, Surrey RH3 7LT**. Tel: (0737) 842150.

**Ilford Group RSGB** meet Thursdays at 7pm. They do not teach, but will fully answer any questions that members ask. They offer training and guidance on how to build and test electronic equipment, training on the safe use of tools, and how to solder, with full use of all test equipment. Members are encouraged to build equipment, which they can do in the workshop. The club takes part in NFD each year. For further details, please contact **J. Hooper** on 081-478 3741.

**Ipswich RC** contact **Mrs S. Elden G8HYE, 124 Larchcroft Road, Ipswich IP1 6PN**.

**Keighley ARS** meet at The Cricket Club, Ingrow, Keighley, 8pm. May 21 is a natter night, the 28th is a Foxhunt, June 4 is Stoneage Man PHD by Mr Dougherty and the 11th is a night on the air GX0KRS GX7KRC. Further details from **Kathy Conlon G1IGH** on (0274) 496222.

**Kettering ARS** meet Tuesdays, 7.30pm at the Electricity Sports & Social Club, Eksdale Street, Kettering. May 16/17th is Castles On The Air, call sign GB8RC. Station to be based at Rockingham Castle by kind permission of Commander Saunders Watson. Further details from **Len GORDV (but QTHR as G7EHM)** on (0536) 514544.

**Kidderminster & District ARS** meet alternate Tuesdays, 8pm at The Queens Head, Wolverley, Worcestershire. For more details contact **Geoff Philpotts G7JIR, 62 Erney Close, Stourport-on-Severn, Worcs DY13 0AH**. Tel: (0299) 379229.

**Kilo Delta Club** meet in the Victoria Inn, Hollins Road, Oldham, Lancashire, at 8pm. All enquiries to the **Secretary, Kilo Delta Club, PO Box 93, Oldham, Lancashire OL8 3XE**.

**King's Lynn ARC** meet Thursdays, 7.30pm at the 19th King's Lynn Scout HQ, North Runcton. Further details from **Derek Franklin G0MQL** on (0553) 841189.

**Lothians RS** meet on the 2nd & 4th Wednesdays, 7.30pm in the Orwell Lodge Hotel, Polwarth Terrace, Edinburgh. Further details from **Mel Evans at 56 Southhouse Road, Edinburgh EH17 8EU** or telephone 031-664 5403.



**Loughton & District ARS** meet in Room 14 of Loughton Hall, 7.45pm. For more details contact **Mike Pilsbury G4KCK** on 081-504 4581.

**Louth & District ARC** meet 3rd Tuesdays, 7.30pm at the Kings Head, Louth. More details from **Neil Bartholomew G0JXY**, The Bungalow, Main Road, Grainthorpe, Lincs LN11 7HX.

**Maidenhead & District ARS** meet at The Red Cross Hall, The Crescent, Maidenhead, 7.30pm. Details from **Neil G8XYN** on (0628) 25952.

**Manchester & District ARS** meet Tuesdays, 7pm at Simpson Memorial Community Association, Moston Lane, Manchester M10 9NB. Further details from **Roger Farnley G0KTR**, 6 Cardigan Road, Hollinwood, Oldham OL8 4SF.

**Mansfield ARS** meet at the Polish Catholic Club, off Windmill Lane, Woodhouse Road, Mansfield. Further information from **Mary GONZA** on (0623) 755288.

**Midland ARS** meet in Unit 22, 60 Regent Place, off Caroline Street, Birmingham B1 3NJ. Wednesdays are RAE classes and Thursdays are natter nights. May 25 is a Computer night and the 29th is an Atari night. For further details, contact **John Crane GOLAI** on 021-628 7632 evenings.

**Milton Keynes & District ARS** meet 2nd Mondays at North Bucks Youth Sports Hall, Haversham Road, Wolverhampton, Milton Keynes. June 8 is a Construction Contest Judging night. For more information, please contact **Julian Winsor G3FGB** on (0908) 611005.

**Morecambe Bay ARS** meet every other Tuesday, 7.30pm at the Trimpell Sports & Social Club, with Morse instruction each Tuesday during club meetings. For more details, please contact **J. Burrow G0NYD**, 36 Longfield Drive, Cragbank, Barnforth, Lancashire LA5 9EJ. Tel: (0524) 733212.

**Nelson & District ARS** meet Wednesdays, 7pm at Llancaiach School Nelson. They also run a c.w. class at their meetings. Anyone wishing to find out further information is welcome to call in, or otherwise contact **Leighton Smart GWOLBI** at 33 Nant Gwyn, Trelewis, Mid-Glamorgan, Wales CF46 6DB. Tel: (0443) 411736.

**Norfolk ARC** meet Wednesdays, 7.30pm at 'The Norfolk Dumpling', The Livestock Market, Harford, Norwich. May 20 is 'Project Juno - what happened' by Alan Wright G0KRU and the 27th is Final HF NFD briefing. **Jack Simpson G3NJQ** on (0603) 747992.

**North Bristol ARC** meet Fridays, 7pm at Self Help Enterprise, 7 Braemar Crescent, Northville, Bristol. May 15 is 'The Morse Machine' by Tony G4ROX, the 22nd is a talk and hands-on demonstration on the latest Kenwood equipment by Tony G4CYE and the 29th is a RTTY evening in the club shack. RAE and Morse tuition is available for members. More details from **Tony G4ROX** on (0272) 513573.

**North Ferriby United ARS** meet Fridays, 8pm at the North Ferriby Utd. FC Social Club, Church Road, North Ferriby, East Yorkshire. May 29 is a Surplus Equipment Sale. Further details from **Frank Lee G3YCC** on (0482) 650410.

**North Wakefield RC** meet Thursdays at The White Horse PH, Fall Ings Lane, East Ardsley, Nr. Wakefield. Morse classes start at 7.30pm and all are welcome, with the Novice class on Friday evening. More details from **John Hoban G0EVT** on (0924) 825443.

**Nottingham ARC** meet Thursdays, 7.30pm at the Sherwood Community Centre, Mansfield Road, Nottingham. May 14 is a talk by the Regional Liaison Officer, **Mary GONZA**, the 21st is a 144MHz Foxhunt and WAB Activity, the 28th is a talk on 'Raynet' by **Dave G3YUT**, June 4 is Forum and the 11th is a talk on 'Balance, Impedance & SWR' by **Rex G0REX**. Further details from **Ian Miller G4JAE** on (0602) 232604.

**Oxford & District ARS** meet 2nd & 4th Thursdays, 7.45pm at the British Legion Club, Haddow Road, Crotch Crescent, Marston Road, Oxford. May 28 is a talk and demonstration 'Those other electromagnetic waves' by **Colin Desborough G3NNG**. More details from **Terry Hastings G0CFN** on (0865) 863526.

**Pontefract & District ARS** have Morse classes on Mondays, Novice classes on Tuesdays and normal meetings on Thursdays, all at the Carleton Community Centre, 8pm. Details from **Colin Wilkinson**

on (0977) 677006.

**Poole RAS** meet 2nd & last Fridays, 7pm at Lady Russell-Coates House, Lower Constitution Hill Site, Bournemouth & Poole College of FE. More details from **Vernon Cotton G3BCI**, 45 Branksome Hill Road, Bournemouth, Dorset BH14 9LF. Tel: (0202) 760231.

**Preston ARS** have a talk by Mrs Tomlinson 'Pageant Of Lancaster Priory' on May 14, a Prep night for the National HF Field day on the 28th and an illustrated talk by Mr Ruthven on 'Vanoise National Park' on June 11. Details of their meeting place and time from **Eric Eastwood G1WCO**, 56 The Mede, Freckleton, Preston, Lancashire PR4 1JB. Tel: (0772) 686708.

**Prudential ARS** is open to all employees and ex-employees of the Prudential companies. All those interested in PARS should contact **David Dyer G4DNX** at 'Highbank Cottage', Underhill, Moultsford, Oxon OX10 9JH.

**Reading & District ARC** meet 2nd & 4th Thursdays, 8pm at The Woodley Pavilion, Woodford Park, Haddon Drive, Woodley, Reading. May 14 is HF NFD Planning, John Linford G3WGV & Don Field G3XTT, the 28th is an Alignment evening, Baz G8DOR & Paul Read G8XBE, June 6/7 is HF NFD Contest and the 11th is VHF NFD Planning. More details from **Vin Robinson G4JTR**, 4 Hilltop Road, Caversham, Reading RG4 7HR.

**Rochdale & District ARS** meet Mondays at T. S. Frobisher, Greenbank Road, Rochdale. Further details from **Brian** on 061-653 8316 or **Dave (0706) 32502**.

**Rhyl & District ARC** meet 1st & 3rd Mondays. For more details, contact **Ken Padley GW7IAR**, 67 Rosehill Road, Rhyl, Clwyd LL18 4TS. Tel: (0745) 338276.

**Salisbury Radio & Electronics Society** meet Tuesdays, 7.30pm at Grosvenor House Centre, Churchfields Road, Salisbury. May 19 is a 144MHz DF Hunt, the 26th is a natter night/Morse class/RAE class, the 29th is Oak Apple Fair Great Wishford, June 2 is Guest Speaker/Morse class/RAE class and the 9th is a natter night/Morse class/RAE class. For further details, contact **Bert Newman G2FHX** on (0722) 743837.

**Salop ARS** meet Thursdays, 8pm at the Old Buck's Head, Shrewsbury. On May 21 they have a Junk Sale at the Beauchamp Hotel. Further details from **Glenda G1YJB** on (0939) 232090.

**Sevenoaks & District ARS**. May 18 is Bob Collard of BBC Radio Kent to talk about Pot Plants (and propagation). Details from **The Secretary, c/o Sevenoaks District Council, Council Offices, Argyle Road, Sevenoaks, Kent TN13 1HG**.

**Shefford & District ARS** meet Thursdays, 8pm at the Church Hall, Amphill Road, Shefford, Bedfordshire. For further information, contact **Nigel G1JKF** on (0908) 274473.

**Silverthorn RC** meet Fridays, 7.30pm at The Chingford Community & Adult Education Centre, Friday Hill House, Simmons Lane, Chingford, London E4 6JH. More details from **Andrew Mowbray G0LWS** on 081-529 4489 between 5.30 and 6.30pm weekdays only.

**Solihull ARS** meet 3rd Thursdays in The Shirley Centre, 274 Stratford Road, Shirley, Solihull, West Midlands. For more details, contact **Colin Taylor G3USA**, 231 Robin Hood Lane, Hall Green, Birmingham B28 0DH. Tel: 021-777 9965 evenings or (0827) 53344 daytime.

**South Dartmoor ARC** meet Mondays, 8pm at South Dartmoor School, Balland Lane, Ashburton, Devon. This radio club has a committee of only one adult - the rest being school-age youngsters! Although anyone wishing to join in is welcome. For more details on this Novice-run radio club, contact **Peter Thornhill G6ZKQ**, 21 Elmbank, Buckfastleigh, Devon TQ11 0DX. Tel: (0364) 43433.

**South Dorset RS** meet 1st Tuesdays, 7.30pm in the Wessex Lounge of Weymouth Football Club. June 2 is a club meeting. **Geoff Gwillian G4FJO**, 13 Overlands Road, Wyke Regis, Weymouth DT4 9HS. Tel: (0305) 781164.

**South Notts ARC** meet at Highbank Community Centre, Farnborough Road, Clifton Estate, Nottingham, or Fairham Community College, Farnborough Road, Clifton Estate. May 15 is a Talk-in S22 and OSCAR & FUGI Videos, the 22nd is construction and the 29th is on-air. For further details contact **Ray G7ENK** on (0602) 841940.

**Southgate ARC** meet at Winchmore Hill

Cricket Club Pavilion, Firs Lane, Winchmore Hill, London N21. May 14 is a lecture by Stan Woods, Marconi Historian, on 'Early Radar, part 2' and the 28th is a normal club meeting. **Brian Shelton G0MEE**, 22 Berkeley Gardens, Winchmore Hill, London N21 2BA. Tel: 081-360 2453.

**Spalding & District ARS** meet Fridays, 8pm at The Riverside Centre, The Old Fire Station, Double Street, Spalding, Lincolnshire. Further details from **David Johnson**, 65 West Street, Bourne, Lincolnshire PE10 9PA. Tel: (0778) 425367 (6-7pm).

**Spenn Valley ARS** meet Thursdays, 8pm in Old Bank Working Men's Club, Mirfield. Alternate Thursdays are 'Noggin & Natter nights'. Further details from **Ian Barracough G7DWY** on (0484) 716453, early evening.

**Stevenage & District ARS** meet in Ground Floor Rear Suite, Sitec Building, Ridgmond Park, 7.30pm. More details from **Pete Daly G0GTE**, 48 Lincoln Road, Stevenage, Herts SG1 4PJ. Tel: (0438) 724991.

**Stirling ARS** meet Thursdays, 7.30pm at premises near Throsk, Stirling. Details from **Brian Mulleady G0KWL**, QTHR or on (0324) 36235.

**Stockport RS** meet 2nd & 4th Wednesdays, 7.45pm in Room 14 of the Dialstone Centre, Lisburne Lane, Offerton, Stockport, Cheshire. May 27 is Photographic Tips by G4RLD. Further details from **John Verity G4ECI**, 7 Adelaide Road, Bramhall, Stockport, Cheshire SK7 1NR. Tel: 061-439 3831.

**Stourbridge & District ARS** meet 1st & 3rd Mondays, 8pm at Robin Woods Community Centre, Scotts Road, Stourbridge. Details from **Dennis Body G0HTJ** at 53 Grove Road, Wollescote, Stourbridge, West Midlands DY9 9AE.

**Stratford-Upon-Avon & District RS** meet 2nd & 4th Mondays, 7.30pm at the Home Guard Club, Main Road, Tiddington, Stratford-Upon-Avon, Warwickshire. June 8 is 'Cables & Feeders' by Glen Ross G8MWR. Further details from **Alan Beasley G0CXJ**, 2 Ilmington Road, Blackwell, Shipston-on-Stour, Warwickshire CV36 4PE. Tel: (0608) 82495.

**Stroud & District ARS** meet fortnightly in the Minchinhampton Youth Centre. For more details, please contact **Dave Stallon** on (0453) 886964.

**Sutton & Cheam RS** meet 3rd Thursdays, 7.30pm at Sutton United Football Club, The Borough Sports Ground, Gander Green Lane, Sutton, Surrey, with natter nights on 1st Thursdays. May 21 is their AGM and June 4 is a natter night. More details from **John Puttock G0BWW**, 53 Alexandra Avenue, Sutton SM1 2PA.

**Taunton & District ARC** meet 1st & 3rd Fridays, 7.30pm in 'The Basement', County Hall, The Crescent, Taunton. Other Fridays informally for a natter and station operation, Morse code classes, etc. For further details, contact **Mr W. Lindsay-Smith G3WNI**, Way Close, Madford, Hemyock, Cullompton, Devon EX15 3QY. Tel: (0823) 680778.

**The GB3HZ Repeater Group** meet at Chiltern Communications, Lincoln Road, Cressex Industrial Estate, High Wycombe, Bucks, 8pm. Details from **Francis Rose G2DRT** on (0494) 814240.

**The Submarine ARC** submerge on Thursdays, 7pm at HMS Dolphin, Gosport, Hants. For more details contact **K. Fisher G0LXK** on (0329) 281174.

**The Three Counties ARC** meet every other Wednesday, 8pm at the Railway Hotel, Liphook Hampshire. May 20 is 'UoSAT' - The management and equipment needed to run the UoSAT groundstation by Duncan G7HHJ and June 3 is 'The Falkland Islands and the British Antarctic Survey' by Richard Fletcher-Cook, who was Deputy Governor of the Falkland Islands. **Kevin Roche G8GOS** on (0420) 83091.

**Thornbury & District ARC** meet at the United Reform Church, Chapel Street, Thornbury, 7.30pm, talks start at 8pm. Morse practice sessions are held between 7.30 and 8pm. More details from **H. Cromack G0FGI** at Rose Cottage, The Naite, Oldbury-on-Severn, Bristol, Avon BS12 1RU. Tel: Thornbury 411096.

**Tor ARS** meet Tuesdays, 7.30pm at the Ernest Bailey Community Centre, New Street, Matlock, Derbyshire. More details from **Vince Shirley G0ORC** on (0773) 826747.

**Torbay ARS** meet Fridays, 7.30pm at the ECC Social Club, Highweek, Newton Abbot.

May 15/29th & June 5 are club nights and May 22 is a Junk Sale. More details from **Andy Stafford G4VPM** on (0803) 329055.

**Trowbridge & District ARC** meet at 8pm, in the Territorial Army Centre, Bythesea Road, Trowbridge, Wiltshire, 8pm. More details from **Ian Carter G0GRI** on (0380) 830383.

**Vale of Evesham RAC**. Further details on the club from **Alasdair** on (0386) 41508.

**Verulam ARC** meet 2nd & 4th Tuesdays, 7.30pm at the RAF Association Headquarters, New Kent Road (off Malborough Road), St. Albans, Hertfordshire. 2nd Tuesdays are their activity evenings and 4th Tuesdays are their main monthly meetings. On May 26, Mike Dennison G3XDV will give a talk entitled 'Radcom'. More details from **Walter Craine G3PMF**, 5 The Crescent, Abbots Langley, Watford, Hertfordshire WD5 0DR.

**Wakefield & District RS** meet Tuesdays, 8pm in First Floor Rooms, Ossett Community Centre, Prospect Road, Ossett. **John Bailes G0MVA** on (0924) 260048.

**West of Scotland ARS** meet Fridays, 7.30pm at the Scot HQ, 21 Elmbank Street, Glasgow. For further details, please contact **John Power G0MKT**, PO Box 599, Glasgow G3 6QH.

**Whitton ARG** meet Fridays, 8pm at the Whitton Community Centre, Percy Road, Whitton, Twickenham. More details from **Ian G00FN** on 081-894 9131.

**Wiesbaden ARC - DA1WA** - is a club mainly for US military personnel stationed anywhere near Wiesbaden, Germany. For more details, contact **Robert Kipp DJ0PU**, Hugelstr. 25, D-6070 Langen, Germany.

**Wigtownshire ARC** have meetings and RAE classes every Thursday, 7.30pm at the Community Education Office, Stranraer Academy. More details from **Ellis Gaston G0MHPK**, 3 Victoria Buildings, Cairnryan, Stranraer, Dumfries & Galloway DG9 8RA. Tel: (0581) 2202.

**Wimbleton & District ARS** meet 2nd & last Fridays in St. Andrews Church Hall, Herbert Road, Wimbleton SW19. May 29 is 'Cable TV' by Bob Knight G3DPW. **Chris Frost G0KEB**, 61 Selbourne Avenue, Tolworth, Surrey KT6 7NR. Tel: 081-397 0427.

**Winchester ARC** meet 3rd Fridays, 7.30pm at the Red Cross Centre, Durngate House. Further details from **Malcolm Butler G0LMD**, 44 East Stratton, Nr. Winchester, Hants SO21 3DU. Tel: (0962) 89550.

**Wirral ARS** meet 1st & 3rd Wednesdays, 7.45pm at Ivy Farm, Arrowe Park Road, Birkenhead, Wirral. More details from **Alec Seed G3FOO** on 051-644 6094.

**Woodpecker Radio Group** meet Mondays, 8.30pm at Richmond Place Club, Edgar Street, Hereford. More details from **Chris**, PO Box 39, Hereford HR1 2YL. Tel: (0432) 352441.

**Wrexham ARS** meet at the Maesgwyn Community Centre, Maesgwyn Road, Wrexham. May 19 is a Field night h.f. and v.h.f. and June 2 is an Annual Constructors' Contest. More details from **Ian Wright G0WIV** on (0978) 845858.

**Yeovil ARS** meet Thursdays at Red Cross HQ, Grove Avenue, Yeovil, Somerset. May 14 is 'An 80m Superhet Receiver' by G3PCJ, the 21st is 'Protective Multiple Earthing' by G4KKK and the 28th is a Construction & Operating night. Further details from **Mike Woodford G0JVG**, Holm Wood, 5 Orchard Close, South Petherton, Somerset TA13 5DX.

Help us to help you, by making your 'Club News' item as short as possible.

Club News



# dressler <sup>icom</sup> <sup>YAESU</sup> <sup>KENWOOD</sup> <sup>SR</sup> <sup>STANDARD</sup>

## COMMUNICATIONS LIMITED

### YAESU

FT5200 — FT736 — FT26  
FT1000 — FT76 — FT757GX  
FT990 — FT747GX — FT767

### SPECIALISTS IN DRESSLER ACTIVE RECEIVE ANTENNAS

#### ARA 1500

50-1500MHz  
'N' Type Connection  
Gain 11.5dB  
Noise 3.0dB  
Intercept point 3rd order + 21dbm  
**£163.00**  
*Now with fully tuneable interface.*

#### ARA60

30kHz to 60MHz up to 100MHz.  
Size: 940 mm high  
64 mm diameter  
Gain: 11dB  
Intercept point 3rd order + 44dbm  
**£163.00**

### YUPITERU/AOR

MVT 7000 .....£279  
AOR3000A .....£725  
*A new model*  
AOR 1000 (1 only) .....£229  
AOR2000 .....£259

### PRE-OWNED UNITS

FGR9600 .....£375	ICR7000 .....£700
MX8000 .....£370	ICR7000HF .....£750
R5000 ..... <b>SOLD</b> £650	FRG7700 .....£295
ICR1 .....£295	AOR200 .....£175
Sony PRO80 .....£200	SX400 .....£349
Tandy PRO38 ..... <b>SOLD</b> £50	SX200 .....£175
Grundig Satellite .....£?	Uniden XL175 .....£170
NRD525 ..... <b>SOLD</b> £725	IC275E .....£875
ICR71 .....£675	IC475E .....£775

**Stock changing daily. All covered with a FREE warranty**

**Phone for latest prices and offers**

### ICOM

IC781  
IC970 E/H  
IC725  
IC726  
IC2SE  
IC2SET  
IC765  
ICR100  
ICW2  
IC2SRE  
IC7100  
IC2410  
IC4SRE  
ICR9000

**IC-P2ET  
P4ET**

*NOW IN  
STOCK*  
**£ RING**

### SHINWA SR001

**'Fantastic price'**

Remote control  
full feature  
receiver  
**£299**

### JRC

#### NRD535D

inc ECSS + band  
with + 1kHz filter .....£1690

#### NRD535

inc ARA60 .....£1095

### KENWOOD

R5000	TH77
TS9505D	TH27
R2000	TM741
TS790E	Lowe HF225
TS850	TS450
Including ATU	including ATU

TS450  
inc.  
ATU



### FREE!

*matching Kenwood PSU  
when you buy*

TS850S .....£1475  
or  
TS450S .....£1220

### ALINCO

DJX1 .....£259  
DJF1 .....**Both  
stocked**  
DJS1

**Microset 2m linears  
special prices**

**191 FRANCIS ROAD  
LEYTON · E10 6NQ · LONDON**  
TELEX 8953609 LEXTON G  
PHONE 081-558 0854 081-556 1415  
FAX 081-558 1298

24hr Hotline ansaphone No: 081-558 0854

**OPEN MON - FRI 9AM - 5.30PM  
OPEN SAT - 9.30AM - 4.30PM**

**INTEREST FREE HP FACILITIES AVAILABLE ON  
MANY ITEMS PROMPT MAIL ORDER**



Prices correct at time of going to press.  
Please phone for latest quote.  
Or contact your local agent anytime on the following number:  
Terry (Biggleswade, Beds) 0767 316431  
Stuart (Bromley, Kent) 081 313 9186

**"A GENUINE PRICE FROM A GENUINE DEALER"**



*The 70MHz allocation has been rather neglected by many operators over the years, but the introduction of the AKD 4001 f.m. transceiver is bringing new life to this fascinating band. Rob Mannion G3XFD, tried one on behalf of PW, and rediscovered the joys of 70MHz.*



# Review

## The AKD 4001 70MHz Transceiver

Around 20 years ago there was a great deal of activity on 70MHz along the south coast. In those days, almost without exception, we were of course 'rock-bound', using surplus p.m.r. gear.

I had an old a.m. boot-mounting Pye 'Ranger', which fitted nicely in my motor-caravan (the rig itself was mounted in the 'upstairs' bedding storage above my head!). Most of the crowd 'sat' on 70.26MHz, and you could have a QSO literally at any time of the day.

The 70MHz band was great fun, and it proved to be an excellent part of the spectrum for mobile working. To be honest, I always preferred it to 144MHz. This was because the mobile-to-mobile range was better and there always seemed to be less flutter.

So, I was exceptionally pleased to hear that the AKD 4001, an f.m.-only transceiver, was now freely available for the UK market. I may be wrong, but I think that the AKD transceiver is only the second ever commercially-built 70MHz rig dedicated to the radio amateur.

I've no doubt that someone will prove me wrong, but I think the only other 70MHz transceiver specifically built for the amateur market, was the TW 'Communicator'. However, enough memories for now, as it's time for me to share my recent experiences with the AKD 4001.

### Simple And Basic

I took delivery of the AKD 4001 directly from the AKD stand at the London Amateur Radio Show. It's a very simple and basic rig, and anyone should be able to install it very quickly.

The transceiver came well-packed, and was supplied with everything needed for the rig, except the mobile mounting bracket. In fact, the mobile mounting bracket is the only item supplied as an optional extra with the AKD 4001.

I soon had the rig fitted in my car, and found myself chatting to new-found friends on 'four'. But, at this point I must say that I was far from impressed with the mounting bracket itself.

In fact, the mounting bracket to go with the rig was of poor quality material. It was flimsy, and not finished to the same standard as the transceiver. Despite this, I managed to use the bracket to secure the AKD 4001 into my car.

Practical Wireless, June 1992

### Basic Book

I've already described the AKD 4001 as a basic rig, and that's not meant to be a criticism. Following on with this, I have to say that the information book supplied with the transceiver is also basic!

The manufacturer's leaflet does not provide a circuit, or even a description of the transceiver. Personally, I always feel the need for a good circuit diagram, and I don't think it's too much to expect at least a block diagram. However, if you take the lid off and look inside, it's re-assuring to see the attractively designed and well-made p.c.b. In fact, I was surprised at such a simple looking transceiver working so well!

Despite the lack of a circuit, the little booklet does tell the operator all they need to know to get on the air. Strictly speaking, and unless anything goes wrong, I suppose that's all you need to know!

The transceiver is pre-programmed with all available 70MHz f.m. frequencies. The tuning, controlled by 'up-down' push-switches, is in 12.5kHz steps and it covers the range from 70.250 to 70.4875MHz.

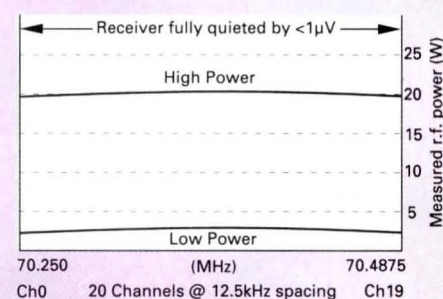
There are three buttons for tuning control on the 20 programmed channels. The left-hand button tunes down, and the right-hand button tunes up. The centre button returns the transceiver to channel 16 (70.450MHz) which is the calling frequency.

Apart from the audio volume control, squelch, on-off switch, microphone socket and the l.e.d. channel indicator, that's it! The rig is very straightforward indeed.


**Table 1. AKD 4001 Frequency Channels.**

Channel number	Frequency in MHz
00	70.2500
01	70.2625
02	70.2750
03	70.2875
04	70.3000
05	70.3125
06	70.3250
07	70.3375
08	70.3500
09	70.3625
10	70.3750
11	70.3875
12	70.4000
13	70.4125
14	70.4250
15	70.4375
16	70.4500
17	70.4625
18	70.4750
19	70.4875

**Table 2. Results of the PW workshop tests.**







**Fig 1: An inside view of the AKD 4001, clearly showing the neat, simple lay-out.**

Excepting the information from the manufacturer's specifications, I can't tell you anything much about the receiver or transmitter. However, we tested the rig in our workshop, and our results are shown in **Table 2**.

### On The Air

Once I had got the rig on the air, I had a great deal of fun. I'd fitted the rig quickly, because the review period coincided with a trip to visit the Derby Radio Society. The journey up to the midlands, seemed the ideal chance to work as many stations on 70MHz as I could.

Occasionally, I have an excellent idea, and ensuring I was on 'four' on the journey up to Derby was one of them. In fact, I was in QSO continuously from Northampton until arrival in Derby.

Most of the activity on 70MHz in the midlands seems to be concentrated in the Derby, Leicester and Nottingham areas. I was particularly pleased to have help from Dennis G8BAV who 'talked' me in to my Hotel, all the way from the M1 (thanks Dennis!).

I was getting good signal reports, and the receiver provided very good copy of the other stations. It was delightful to be able to work so far, with so little flutter on the incoming signals.

The transmitter consistently received good reports for signal strength, and I only had two adverse comments regarding the transmit audio during the test period. To be fair to the transceiver, I think these were due to me shouting into the mike! (a frequent, unconscious habit of mine I'm afraid).

The receiver seemed to be extremely sensitive, and coped very well with the wildly varying signal levels that occur with mobile working. The audio was more than adequate, despite the small loudspeaker and my (very noisy) elderly Ford Escort estate.

### Squelch Operation

The only feature on the the rig I felt unhappy with, was the squelch operation. Although no details are provided by AKD, the many 4001 owners (that I've spoken to) all seem to experience its odd behaviour.

The squelch, so I'm told, is provided by the main

receiver i.c. It seems that the on-board chip facility has a mind of its own at times, and the squelch will (for no apparent reason) drop out. Of course, in a mobile situation, the operator then probably thinks that there's someone else about!

On top of this, the squelch seems to operate just as the transceiver goes to transmit. This gives the false impression of a very 'scratchy' relay and an unhealthy switching action.

Fortunately, the effect does not appear on the transmitted output. In fact, I've had some excellent reports from other stations on 70MHz.

### Mobile-To-Mobile

I must say that I thoroughly enjoyed getting back on to 70MHz. It was particularly delightful to get sustained mobile-to-mobile QSOs of more than 30km.

On the way home from Derby, I was in contact almost continuously for two hours with the same fixed stations in the Derby and Leicester area, even when I was over near Spalding in Lincolnshire!

Anyone buying the AKD 4001 will realise it's built to a price. Despite that, in my opinion, the transceiver provides good value for money. Having said that, there are several little 'extras' that I'd like to see fitted within that price.

I would, for example, like to see luminous arrows on the tuning control buttons, and the central square (return to calling channel) button treated in the same way. This would make mobile operating safer at night. The other suggestion is that AKD fit a simple l.e.d. 'transmit' indicator.

There are now so many of the AKD 70MHz transceivers around, that all sorts of 'mods' are available. One station I worked, had already modified his 4001 to 'scan' all the channels, which I think is an excellent idea.

Another modification which seems quite popular, is an off-set tuning facility. This helps get over the problems caused by the (inevitable) clash, when stations are on slightly different frequencies.

I've no doubt that these little 'foundation' rigs will prove to be very popular for many years to come. It won't be so long before we have 'mods' appearing in our 'What A Good Idea' section!

### Summing Up

In summing up, I can only suggest that if you want to get on 70MHz for a reasonable price, this is the rig for you. Apart from the mobile mounting kit, which I've already mentioned as being below standard, you'll have a great deal of enjoyment on 'four' with this rig.

There's already a great deal of packet radio operation on 70MHz. Because of this, AKD can supply the transceiver modified for packet work. I can vouch personally for the level of packet operation on 70MHz, for despite being able to get many QSOs, the human operators were definitely outnumbered by the computerised versions 'talking' to each other!

The transceiver has got quite a 'punch', and I found that on many occasions I kept the power switch to the 'low' level. The full power (25W) level comes in handy for longer mobile-to-mobile working.

I suppose that the highest recommendation I can give for the AKD 4001, is that I intend to buy the review model. The next job I've got to do is to ask AKD if they'll supply me with a circuit diagram for the rig, then I'll be able to add some of the 'mods' I've heard about.

Review




**Editorial note:** In reply to my comments, AKD's spokesman said that the design of the mounting bracket will probably be changed soon. However, they are open to suggestions from users as to what form it should take. So, it's a case of 'answers on a postcard please', to AKD at Stevenage!

Regarding the circuit diagram, AKD say that due to some small changes in the circuitry, and one major change to the type and style of the microprocessor, they have not issued circuits yet, although they will respond to demand.

Finally, they suggest that 4001 users "try not backing off the control" when using the squelch. (as suggested in the owners instruction booklet).

**My thanks for the loan of the review transceiver, go to AKD at Unit 5, Parsons Green Estate, Boulton Road, Stevenage, Hertfordshire SG1 4QG. Tel: (0438) 351710, who can supply the AKD 4001 for £193.75 including VAT, plus £5 post and packing..**

Thanks also to Dee Comm, for the 70MHz whip antenna used during the review period. The whip fits directly into a standard CB gutter or magnetic antenna mounting. Contact Dee Comm, at Unit 1A, Canal View Industrial Estate, Brettell Lane, Brierly Hill, West Midlands DY5 3LQ. Tel: (0384) 480565.



**Fig 2: An underside (copper track) view of the transceiver. The aluminium extension at the bottom left-hand side is the p.a. heatsinking.**

## Manufacturers Specifications

### General

Modulation  
Frequency range  
Supply voltage  
Channel spacing  
Speaker  
Operating temperature range  
Frequency stability  
Antenna connection  
Supply

f.m.  
70.250 to 70.4875MHz (20 channels)  
13.2V $\pm$  10%  
12.5kHz  
8 $\Omega$  internal  
-10° to +50°C  
10ppm over temp. operating range  
50 $\Omega$  SO239  
In-line fused

### Transmitter

Output (r.f.) power  
Output (r.f.) power  
Current consumption  
Current consumption  
Conducted harmonic content  
Audio distortion  
Audio response  
Deviation  
Microphone (p.t.t.)  
dynamic hand-held

25W (high)  
5W (low)  
3A (high)  
1.5A (low)  
-70dB carrier  
< 3%  
6dB/octave over range 300Hz to 3kHz  
 $\pm$ 4kHz

Front panel socket

### Receiver

Sensitivity  
Adjacent channel sensitivity  
Blocking  
Image response  
Audio response  
Audio output  
Supply current


Better than 0.25 $\mu$ V for 12dB SINAD  
56dB (for 6dB degradation)  
90dB  
70dB  
6dB/octave de-emphasis between 300Hz to 3kHz  
2W  
130mA (squelch on)

Review



# The 10th Annual Practical W

Once again it's time for the 'fun' v.h.f. contest event of the year. As usual, Dr Neill Taylor G4HLX, now invites you all to have a go at and enjoy this year's anniversary contest, with the added bonus of some excellent prizes!



Dr. Neill Taylor, preparing for the 10th annual Practical Wireless QRP Contest.

The Practical Wireless 144MHz QRP Contest was introduced in 1983. It rapidly became a favourite with those who are keen on low-power v.h.f. operating, with v.h.f. contest enthusiasts, and with all who enjoy a day of activity on the 144MHz band with a chance of some DX contacts.

By 1984 the contest was attracting a record-breaking number of entries. The contest has been held every June since 1983, and is supported by regulars year after year, together with a welcome number of newcomers each time, many of them getting their first ever taste of contest operating. To celebrate the success of the contest, in this its tenth year, coinciding with the diamond jubilee of PW itself, we're offering some special incentives to those who enter this year's event!

## Special Prizes

Two valuable prizes are being offered to the winning group and to the runner's up:

Overall winner: First Prize, the 'Rutland Windcharger' wind-driven generator, kindly donated by Marlec Engineering of Corby, Northamptonshire.

Second place overall: Second Prize, a set of 12V solar panel chargers, kindly donated by Bob Keyes GW4IED.

These environmentally-friendly prizes, should enable two lucky groups to keep their rechargeable batteries topped up in future QRP contests! And of course we mustn't forget all those entrants 'north of the border', and as usual **The Tennamast Trophy will again be awarded to the leading station in Scotland.**

## Certificates For All

As it's the 10th anniversary, we're going to recognise the fact that all entrants deserve a reward for their efforts in the contest. Many of the entrants do very well, without ever quite achieving one of our awards. So, this year we are issuing certificates to all contestants.

The certificate will show your position in the results table, and any special placing (such as leading station in a locator square). **To claim your certificate, make sure you send a stamped addressed envelope with your entry!**

## The Results

As usual, the results which will appear in PW later in the year, will show the top stations in separate categories such as: multi-operator, single-operator, single antenna, and the leaders in all locator squares. These will appear, as well as a summary of the position of all stations in the overall results.

A more detailed results table will be sent out with the certificates. We shall also be publishing some results covering all 10 years of the PW QRP Contest, so maybe some of the groups who have done well year after year, but have never quite reached the top, will get some recognition.

## Read The Rules

**Will all entrants please read the rules carefully at least three times. Do this now, just before the contest, and again when you're about to send in your logs!**

The co-operation of the

contestants makes the adjudicator's life so much easier when the covering information is given as required by rule 6, and when logs conform to rule 5. Remember - errors and omissions may cost you points!

## Summer Sunday

As usual, the contest takes place on a mid-summer Sunday in June, so let's hope for some suitable weather for the portable stations, and for some good propagation conditions. Good luck everyone, and good DX!

Neill Taylor G4HLX

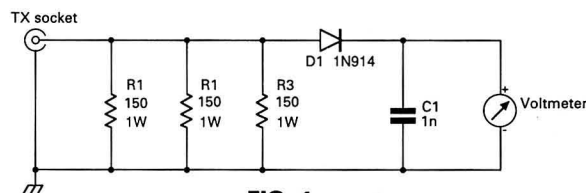


FIG. 1.

**Everyone on the Practical Wireless team and the publishers, would like to take the opportunity to thank Neill Taylor G4HLX, for all his hard work over the last 10 years. Without his adjudication and organisation, the contest would not be possible. Well done Neill! This year's winners and runners-up will be invited to meet Neill at a special presentation ceremony at the 1992 Leicester show.**

## PRACTICAL WIRELESS 144MHz QRP CONTEST 1992

Date	Callsign	Locator	Sheet No Of	
Time GMT	Callsign	Report & Serial No		Locator
		Sent	Received	



# ireless 144MHz QRP Contest

## Rules

**1: General.** The contest is open to all licensed radio amateurs, fixed stations or portable, using s.s.b., c.w. or f.m. in the 144MHz band. Entries may be from individuals or from groups, clubs, etc. The duration will be from 0900 to 1700UTC on 21st June 1992.

All stations must operate within the terms of the licence. Entrants should observe the band plan, and keep clear of normal calling frequencies (144.300MHz and 145.500MHz). Keep clear of those used by GB2RS during the morning (144.250MHz and 145.525MHz).

Keep clear of any other frequency that's obviously in use for non-contest purposes. The station must use the same callsign throughout the contest, and may not change its location. **Special event callsigns may not be used.**

**2: Contacts.** The contacts will consist of the exchange of the following minimum information:

- (i) callsigns of both stations
- (ii) signal report, standard RST system
- (iii) serial number: a 3-digit number incremented by one for each contact, starting at 001 for the first.
- (iv) locator (i.e. full 6-character IARU Universal Locator) for the location of the station. Information must be sent to, and received from, each station individually, and contact may not be established with more than one station at a time.

Simultaneous operation on more than one frequency is not permitted. If a non-competing station is worked and is unable to send his full universal locator, his old-style QTH locator (QRA) or his location may be logged instead.

However, for a square to count as a multiplier (see rule 4, either a full 6-character IARU universal locator, or full 5-character European QTH locator must have been received in at least one contact with a station in the square. Contacts via repeaters or satellites are not permitted.

**3: Power.** The output power of the transmitter final stage shall not exceed 3W p.e.p. If the equipment

in use is usually capable of a higher power, the power shall be reduced and measured by satisfactory means.

The simplest way is often to apply a variable negative voltage to the transmitter a.l.c. line, reached via the accessory socket. The output power can be accurately measured using the simple circuit of **Fig. 1**. Connect this to the 50Ω output of the transmitter, and adjust the power so that the voltmeter does not exceed 16.7V during a good whistle into the microphone.

**4: Scoring.** Each contact will score one point. The total number of points gained in the eight-hour period will then be multiplied by the number of different locator squares in which contacts were made (a 'square' here is the area defined by the first four characters of a universal locator. Example: 52 stations worked in IO81, IO90, IO91, IO92 and JO01 squares; final score =  $5 \times 52 = 260$ ).

Only one contact with a given station will count as a scoring contact, even if it has changed its location, e.g. gone /M or /P. If a duplicate contact is inadvertently made, it must still be recorded in the log, and clearly marked as a duplicate.

**5: Log.** The log submitted as an entry must be clearly written on one side only of A4 sized (210 x 297mm) paper (the normal way up, not sideways), ruled into columns showing:

- (i) time GMT
- (ii) callsign of station worked
- (iii) report and serial number sent
- (iv) report and serial number received
- (v) locator received (or location).

Underline or highlight the first contact in each of the locator squares worked. At the top of each sheet, write: (a) callsign of your station (b) your locator as sent (c) sheet number and total number of sheets (e.g. 'sheet no. 3 of 5'). The sample log sheet shown opposite illustrates how each sheet should be headed.

**6: Entries.** Accompanying each entry must be a separate sheet of A4 sized paper bearing the following information: (a) name of entrant (or

of club, etc.) in a group entry as it is to appear in the results table (b) callsign used during contest (including any suffix) (c) name and address for correspondence (d) details of location of station during contest; for portable stations, a national grid reference is preferred (e) locator as sent (f) whether single or multi-operator. A single-operator is an individual who received no assistance from any person in operating the station, which is either his permanent home station or a portable station established solely by him/her.

If multi-operator, include a list of operators' names and callsigns (g) total number of contacts and locator squares worked (h) list of the locator squares worked (i) a full description of the equipment used including TX p.e.p. output power (j) if the transmitting equipment is capable of more than 3W p.e.p. output, a description of the methods used (i) to reduce and (ii) to measure the output power (k) antenna used and approximate station height a.s.l.

**Failure to supply the previously mentioned information may lead to loss of points or disqualification.** The following declaration must then be written and signed by the entrant (by one responsible person in the case of a group entry): 'I confirm that the station was operated within the rules and spirit of the event, and that the above information is correct'. This declaration concludes the entry, which should be sent, with the log sheets, to: *Practical Wireless Contest*, c/o Dr. N.P. Taylor, G4HLX 46 Hunters Field, Stanford in the Vale, Faringdon, Oxfordshire SN7 8LX.

A large s.a.e. should be enclosed, if a certificate and full set of contest results is required. Certificates will not be awarded to entrants failing to supply an s.a.e. Entries must be postmarked no later than 6th July 1992. Late entries will incur a heavy points penalty.

Any other general comments about the station, the contest and conditions during it are welcome, but should be written on a separate sheet of paper. Photographs of the station are also invited (but please

note that these cannot be returned).

If the photographs are not available by the time the entry is submitted, they may be forwarded later, to arrive by 9th August 1992.

**7: Miscellaneous.** When operating portable, obtain permission from the owner of the land before using a site. Always leave the site clean and tidy, removing all litter. Observe the Country Code.

Take reasonable precautions to avoid choosing a site which another group is also planning to use. It's wise to have an alternative site available in case this problem does arise.

Make sure your transmitter is properly adjusted, and is not radiating a broad or poor-quality signal, e.g. by overdriving or excessive speech compression. On the other hand, be aware that your receiver may experience problems, due to the numerous very strong signals it will have to handle, and that this may lead you to believe that another station is radiating a poor signal.

Before reaching this conclusion, try heavy attenuation at the receiver input. The use of a high-gain r.f. pre-amplifier is likely to worsen strong-signal problems. So if you do use one, it is best to be able to switch it off when necessary.

**8: Adjudication.** Points will be deducted for errors in the information sent or received as shown by the logs. Unmarked duplicate contacts will carry a heavy points penalty. Failure to supply the complete information required by rule 6 may also lead to deduction of points. A breach of these rules may lead to disqualification.

In the case of any dispute, the decision of the adjudicators will be final. Special prizes will be awarded to the overall winners and runners-up, and the *PW* Tennenast trophy will be awarded to the leading Scottish station.

Every entrant will be awarded a certificate (provided they supplied a stamped addressed envelope with their log). The certificate will show their position in the results, and any special endorsement such as leading station in a locator square.

## June 21 0900-1700GMT.



# VHF Contests Hints And Tips

The first bit of advice I'm going to pass on, is very basic! Don't leave your planning until the evening before the contest to, work out what you're going to do! Start planning straight away.

You can enter the contest on your own (single-operator), but consider the benefits of getting together with a few friends to form a group. You can share equipment, know-how, and operating time on the day. Don't forget that it's eight hours of continuous contest working, and it can be quite tiring on your own. Many hands can make light work of antenna erection too!

Operating from your home station is possible, but there are many advantages with portable operation. Apart from the fresh air and sunshine (we hope!), newcomers are constantly amazed with what they can achieve with low power from a hilltop, particularly when the other stations are on hilltops.

## Clear Take-Off

Choose a portable site with a good clear take-off in as many directions as possible. Height above sea level isn't everything, but the peaks of local hills are a good place to start looking. Make sure the site you select will be easy to get to with antennas and equipment.

Of course, be sure to obtain whatever permission you may need to use the land and the access routes to it. Most landowners will respond positively to a courteous request. If I were you, I'd take along a copy of this magazine to explain what it's all about.

## What Equipment?

Decide what equipment you are going to use. Almost all activity will be on s.s.b., though you might pick up a few contacts on c.w., and even f.m. in some areas.

You are restricted to 3W output power. So if you use a transceiver capable of more than this, you'll have to find a way of reducing the power. (see the contest rules for a simple way of checking the output power). Just turning down the microphone gain isn't good enough!

You'll need a horizontally polarised antenna, preferably a beam with as much gain as you can muster. However, this ideal must be balanced against the difficulties of erecting a really enormous array. This can be difficult if you don't have a proper portable antenna mast to support it.

Some means of rapid and convenient rotation is essential. If the operator or one of the team can reach the antenna pole, to use the 'arm-strong' method while still keeping an ear on the rig, this is probably better than a relatively slow-moving electrical rotator.

## Headphones A Must

Headphones are a must if you want to concentrate, you'll also need a separate set for the operator's assistant or check-logger. A loudspeaker is also needed, so that everyone else can hear what's going on.

Fist or desk microphones are fine, but a boom microphone on a headset has the advantage of leaving both hands free for logging, etc. This is especially important, if you use a foot-switch for the push-to-talk.

Whatever type you use, choose a microphone with a good 'punchy' sound to it. You might like to increase the 'punch' of the audio with some speech processing or compression.

If you use speech compression, please avoid overdoing the process. It can lead to broad and anti-social signals and ends up reducing your intelligibility rather than enhancing it.

A receive pre-amplifier is another item you may feel you need. If so, do make sure you can switch it off (see remarks under rule 7). You'll probably find you rarely need it however.

## Main Problem

Unless you are operating from a site remote from much of the activity, the main problem your receiving set-up will have is the large number of strong signals. The receiver's dynamic range is likely to be more important

**Are you new to v.h.f. contest operating? If you fancy having a go at the Practical Wireless QRP Contest for the first time, Dr. Neill Taylor G4HLX offers a little sound advice to help you on your way!**

than its ultimate sensitivity.

For a portable power supply, a large battery ought to be sufficient. However, do make sure it is going to last the eight hours, and it's a good idea take along a spare fully-charged battery if you can.

## Dry Run

Don't wait until the day of the contest to try all the equipment out for the first time. Have a 'dry run' a week or so beforehand, and invite critical remarks on the signal quality from some locals. This might be a good time to write up a check-list of items to remember to take with you.

You'll need to work out the IARU universal locator for the QTH you are using. Most operators find it helps to have this, and the station callsign, written up on a large sign in front of them.

You should be prepared for the chance that some other group are also planning to use 'your' site (see rule 7). Just in case, you should also know the locator of any alternative sites which you have considered.

Get together all the stationery that you need. You'll need log sheets (it saves time to have all the contact numbers written in the appropriate column in advance), scrap paper and check log (see below).

It's a good idea to take a locator map and a copy of the *Call Book*, and plenty of pencils, etc. Oh yes and don't forget to take a clock!

When the day itself comes, arrive on your site allowing plenty of time. This will allow you to get antennas erected, and the station operational well in advance of the 10am (local time) start.

There are bound to be unforeseen problems. Everyone will be much better prepared to start operating, IF they've had time to settle down before the 'off'.

## The Aim

The aim of the contest, is to contact as many stations as you can, in as many locator squares as possible. You should exchange with each station: a signal report, serial number and locator (plus callsigns, of course) with utmost accuracy. This requires speed and precision on the part of the operator.

In general, the necessary operating standard is achieved by being careful and deliberate in what you say, and perceptive in the way you listen. 'More haste, less speed' is a good motto.

Rushing everything, will only lead to needless repetition or errors in what is received and logged. You also lose nothing by taking the time to be courteous. Nobody is impressed by the operator who is super-slick, but has no time for a simple 'good morning', 'thank you' or '73'.

Most stations spend some of the time, sticking to a frequency and calling CQ, and some time tuning around answering other stations' CQ calls. If you're a newcomer to contest operation, it's probably best to start with the latter suggestion. At least it gives you a chance to breathe in between each QSO.

## Information In Order

In the QSO, send the information in the order the receiving operator is expecting it - report, contact serial number and locator. Avoid repetition where it's not necessary, and use standard phonetics to confirm letters

in the callsigns and locator.

A very common error, is to omit a 'P' from the end of a callsign, so take **special care** about this. If you miss anything the other operator sends to you, or even if you are unsure about it, simply ask them to repeat the information.

Never finish a contact, until you have told the other operator that you have received all the required information, and heard a similar confirmation from them (the code 'QSL' has returned to common use for this purpose). Write everything down in the log as you work.

Some groups prefer to have a second person to actually keep the log. Despite this, personally I like to have control of the pencil myself while operating!

It helps here, if you have developed the ability to say one thing while writing another simultaneously! A few groups have tried using a computer for logging. However, someone who is a great advocate of computers, and has worked with them for 20 years said to me: "you still can't beat pencil and paper for log-keeping in a contest!"

You must avoid working the same station twice. Unless you've succumbed to computer logging, this is best achieved by having a large sheet of paper divided into 26 sections, with a letter of the alphabet written boldly in the corner of each.

## Check Log

As each station is worked, it's callsign is added to the list in the appropriate section, according to the first letter after the prefix (so G4HLX goes under 'H'). This is called the 'check-log', and is maintained by someone who's job it is, as each QSO starts, to rapidly check whether a station has been previously worked.

This check-logger must really stay alert, in which case he or she will outstrip any computer. Now perhaps, you are beginning to see how single-operator working can be hard work!

When you are ready to call CQ yourself, choose a clear frequency. Check that it is really clear by asking 'is this frequency in use?', preferably more than once.

Be aware that, due to beams pointing in opposite directions, it's quite possible to be accidentally 'sharing' a frequency with another station. This only comes to light when one of you moves the antenna.

Since you are after as many different locator squares as possible, it pays to try different directions with the beam. Some stations like to keep a small locator map with the squares worked shaded in, and this method helps to spot which areas need to be concentrated on.

## Vacating The Site

Before vacating the site, make quite sure you have left it clean and tidy, taking any rubbish home with you. Write up neat copies of the logs.

A computer can be useful, and appropriate software could perform another check for duplicate contacts, but hand-written logs are perfectly acceptable. Don't forget to highlight the first contact in each different locator square. Don't forget also to provide a list of all the squares worked, as well as the other information required by rule 6.

Don't delay - you have about **two weeks** from the contest to get your entry in the post. Try to remember that we like to have your brief comments about the contest, and any anecdotes you might have of your experiences, on a separate sheet of paper.

## Hard Work?

Perhaps I've made it all sound like hard work now! But very many entrants have found how enjoyable and rewarding contest operating is, and the *PW* QRP Contest is an ideal event for your first try.

If you are 'bitten' by the contest bug, there are plenty of v.h.f. and u.h.f. contests throughout the year organised by the RSGB. However, in the meantime, make friends, work the DX, do as well as you can and whatever else happens...enjoy yourselves. Everybody should enjoy the experience when taking part in the 10th annual *Practical Wireless* 144MHz QRP Contest.



## PACKET/DIGITAL RADIO

**"KANTRONICS VERSION 5.0 UPDATE NOW IN STOCK"**

### EXCITING NEW PRODUCTS FOR 1992!

Over the past year we have spoken to many of you at radio rallies and telephone to find out the sort of products you want to see in 1992. As a result we have come up with what we feel are interesting new additions to our already extensive range (the UK's biggest).

#### OUR NEW 4 PORT PC-TNC.....

For those with really serious applications in mind by the time you read this ad our new **FOUR** port PC card will be available. The impressive specifications includes:

- Port 1 - VHF/UHF 1200 baud
- Port 2 - HF (300) & VHF/UHF 1200 Baud
- Port 3 - 9600 baud (licensed from G3RUH of course)
- Port 4 - Hi-speed/PSK header

The world standard G8BPQ networking software has already been written for the card and is of course provided free of charge with the card together with a modified version of the excellent BayCom terminal for those who just want to get out there and enjoy packet at it's best. **AVAILABLE NOW!** Phone/write for details

#### OUR AMAZING MINI-PAK SYSTEM....

If you are not using packet yet and you own a PC you ought to be seriously considering our Mini-Pak system. At under £80 it represents excellent value and uses an especially prepared version of the excellent BayCom software (under license). **AVAILABLE NOW!** Phone/write for details. *SEE MARCH 91 HRT REVIEW!*

If it's in stock (and it usually is) we will despatch it the same day.

**NOTE: Prices include VAT, carriage extra.**

#### Siskin Electronics Ltd

2 South Street,  
Hythe, Southampton,  
SO4 6EB.

**Tel: 0703-207587,207155**

FAX: 0703-847754



#### A FEW OF OUR OTHER PRODUCTS..

AEA  
PK-232MBX+AMTOR MAILBOX.....£POA  
PK-88 VHF/HF TNC + new MBX.....£POA  
PCB-88 PC internal card TNC.....£POA

**KANTRONICS**  
KPC2 HF/VHF with Wefax .....£168.50  
KPC4 VHF/VHF dual port .....£247.25  
KAM all mode with Wefax.....£291.00

**PACCOMM**  
HANDIPACKET as used on MIR...£199.00  
PC-320 dual port PC card .....£ 159.00  
TINY-2 with PMS version 3.0.....£ 149.00

**SOFTWARE & LEADS**  
We supply software for most computers **FREE** of charge with all TNCs & Multimodes. We also stock leads for just about any TNC - Computer/Radio radio plus on real-time clocks, back-up and software DCD boards.

**CONFUSED NEWCOMER?**  
Don't be shy, we are here to help. Call or write for our latest catalogue/price list. We also stock good books and demonstration tapes. Call anytime from 8am-8pm Mon-Sat.



**D A T O N G**  
ELECTRONICS LIMITED

Clayton Wood Close  
West Park  
Leeds LS16 6QE  
Tel: 0532 744822  
Fax: 0532 742872

## For products you can rely upon to give amazing results


For information on **Active Antennas, RF Amplifiers, Converters, Audio Filters, the Morse Tutor and Speech Processors** send or telephone for a free catalogue and selective data sheets as required.

All our products are designed and made in Britain.

Orders can be despatched within 48 hours subject to availability.



— VISA AND ACCESS WELCOME —



## MODEL SG-2000 HF SSB RADIOTELEPHONE GLOBAL COMMUNICATIONS FOR DATA AND VOICE

You're in contact anywhere, anytime with the power packed SG-2000 HF SSB transceiver. Engineered for simple operation, the SG-2000 features an alarm generator, 644 factory programmed ITU voice and data channels, 100 user programmable channels and 100 memory channel scanning. Receive and transmit strong clear voice signals. Manage data communications easily on RTTY, ARQ, PACKET and telegraphy. Utilize up to 8 front panels as full function remote stations. A user-friendly American product, sophisticated housing and the SGC technical superiority and quality workmanship make the SG-2000 your radio of choice.

**SGC Building, 13737 S.E. 26th Street, P.O. Box 3526 Bellevue, WA 98005 USA**  
**Telex: 328834. Fax: 206-746-6384.**  
**Tel: (206) 746-6310**





# FREE POWER

ENVIRONMENTALLY SOUND  
PRACTICAL PRODUCTS  
MANUFACTURED AND  
DISTRIBUTED BY:



Dept. PBO  
Marlec Engineering Co. Ltd.  
Unit K, Cavendish Courtyard  
Sallow Road, Corby  
Northamptonshire, NN17 1DZ. ENGLAND  
Fax (0536) 400211  
Telephone (0536) 201588



# NEW! 40M QRP TX/RX KIT

COMPLETE TO THE LAST NUT!



- ★ 2W CW OUTPUT
- ★ 7.0-7.1 MHz
- ★ STABLE VFO
- ★ SIDETONE
- ★ RIT
- ★ AUDIO FILTER

★ CASE AND ALL HARDWARE INCLUDED ★

**DTR-7 - KIT £87.50 READY BUILT £140.00**

Post, packing & insurance £3.00  
Send SAE for Brochure or call Alan, G4DVW on 0602 382509



**LAKE ELECTRONICS**

7 MIDDLETON CLOSE, NUTHALL, NOTTINGHAM NG16 1BX  
(Callers by appointment only)

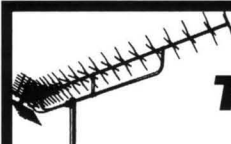


Please mention  
**Practical Wireless**  
when replying to advertisements

AVO Model 8 multimeter with case and leads .....£40  
500V Meggers .....£35  
Navigational gyroscope assemblies. Bausch and Lomb  
twin turret large bench microscope .....£250  
240V/110 1kW transformers (not cased) .....£25

A quantity of government surplus instruments, oscilloscopes, etc.  
Send SAE for lists. VAT extra.

**AC ELECTRONICS**, 17 Appleton Grove, Leeds LS9 9EN Tel: (0532) 496048



## AERIAL TECHNIQUES

11 Kent Road,  
Parkstone, Poole,  
Dorset BH12 2EH.  
Tel 0202 738232  
Fax: 0202 716951

### AR300XL Aerial Rotor, Control Unit and Alignment Bearing


Rotor unit type AR300XL and control console. Continuous indication of beam heading. Clamps to 2in (52mm) max. mast and take 1 1/2in (38mm) max. stub mast. 'Offset' type mounting. Vertical load carrying 45kg. Special offer £44.95 plus £4.50 p&p.  
AR1201 Alignment (support) bearing. Allows greater/higher head loads. Fitted above rotor. £18.60.

Plus full range of Revco Discones, air/marine antennas, rotators and all aerial hardware.

Check your field strength with a **SALETA SIGNAL METER** Covers 4.2 and 70cms. A high quality signal strength meter for VHF/UHF and CATV frequencies. 45-110MHz; 110-300MHz; 231-295MHz; 47-860MHz. Measures 20uV to 10mV. Digital Display for direct readout. Built-in speaker for AM/FM monitoring. Complete with carrying case. Specification leaflet available (S.A.E.)

£319 inc. VAT  
plus £6.50 for courier delivery.

Send 75p  
for our  
PRO/AM  
catalogue



# ALAN HOOKER

## SLIMLINE ■

£24.95 + £2p&p

## HEAVY DUTY ■

£29.95 + £2p&p

Allows you to safely mount your hand-held or mobile radio where you can see the controls...

- Mounts any single flat surface.
- Adaptable to any vehicle or station use.

Made of high quality aluminium.

## THE 'RIG SAVER'

APPROVED DEALER FOR

KENWOOD ICOM YAESU AOR

42 Nether Hall Road, Doncaster, South Yorkshire, DN1 2PZ  
Telephone: Doncaster (0302) 325690



FREE  
WITH ANY NEW  
VHF/UHF HANDHELD  
OR SCANNER

# ALTRON TOWERS AND MASTS QUALITY AT A GOOD PRICE

- ★ Telescopic, tiltover
- ★ Fixed
- ★ Static, mobile
- ★ 4.5m and 3m section modules for low retracted height
- ★ Fully galvanised to BS729/5750 Pt II

Over 50 models available from 3m - 60m including the popular and proven SM30 and CM35 masts. Design windloads based on BS CP3 CHAP V 1972 (BS8100) for windspeeds up to 100 mph / 45 m/s.

Used by such professional bodies as: BT; Home Office; DTI; British Aerospace; British Gas and the Police.

## ALITOWERS AND MASTS

From 5m - 21m telescopic and 70m fixed. Using our unique robust leg extrusion, Alimast is strong, light, attractive and affordable. All Alitowers and Masts come with stainless steel fittings and winch ropes.

### AQ6-20 'SPACE SAVER'

compact 4 bander with 2, 3 or 4 elements. 6, 10, 15 & 20m.  
• Unique fully sealed coils • Hi 'Q' close coupled capacity hat loaded yagi with optimised performance  
• Ideal for small spaces • Full specification sheet available.

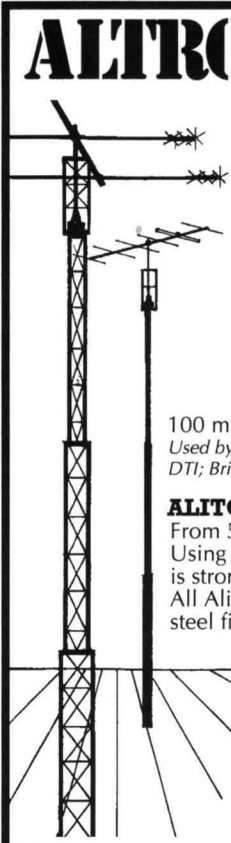
**ALTRON COMMUNICATIONS EQUIPMENT LTD**

H.P. Terms



Send large SAE for full details or phone for quote.

**UNIT 1, PLOT 20, CROSS HANDS BUSINESS PARK, CROSS HANDS DYFED, S. WALES, SA14 6RB**  
Tel. 0269 831431 Fax 0269 845348



**G6XBH G1RAS G8UUS**

## VISIT YOUR LOCAL EMPORIUM

Large selection of New/Used Equipment on Show

AGENTS FOR:

YAESU • AZDEN • ICOM • KENWOOD • ALINCO  
Accessories, Welz Range, Adonis, Mics, Mutek Pre-Amps  
Barenco Mast Supports, DRAE Products, BNOS Linears & PSU's  
• ERA Microreader & BPS4 Filter, SEM Products •  
• Full range of Scanning Receivers •

AERIALS, Tonna, Full Range of Mobile Ants, Jaybeam

BRING YOUR S/H EQUIPMENT IN FOR SALE

JUST GIVE US A RING

## Radio Amateur Supplies

3 Farndon Green, Wollaton Park, Nottingham NG8 1DU  
Off Ring Rd., between A52 (Derby Road) & A609 (Ilkeston Road)  
Monday: CLOSED Tuesday-Saturday 10.00 am to 5.00 pm

**Tel: 0602 280267**

R.A.S. (Nottingham)

R.A.S. (Nottingham)



# Basic Synthesisers And How They Work *Part 1*

Synthesisers appear in virtually all new receivers and transceivers today. They appear in one form or another, and they offer tremendous advantages over other forms of local oscillator. This is particularly true now that large parts of these synthesisers can be contained within a single integrated circuit.

As a result of the use of synthesisers, we have come to expect many facilities. These include very good frequency stability, accurate frequency setting, multiple memories, remote setting of the frequency and scanning.

There are many more facilities which would not be possible, if it were not for the use of synthesisers. Yet, the circuitry behind these now common systems, present many challenges to the designer.

There are many ways of achieving the required result. However, if the cost is to be kept to a minimum without compromising the performance, then the designer's job is made more difficult.

## Analogue Methods

Initially, analogue methods were used for synthesising signals. Analogue techniques involved taking a signal, dividing it in frequency, and then mixing this signal with others generated in the same way.

As you can imagine, this required very good filtering if it were to be successful, and the levels of spurious signals were to be low enough. Because of the design constraints, these early synthesisers were very expensive. This meant that they were only used in specialist applications.

Another method, is to store the shape of the waveform in a memory, and then read out various points on it which are then converted into an analogue form. This type of synthesis is known as Direct Digital Synthesis (d.d.s.).

The d.d.s. technique is now finding its way into some of the more expensive amateur rigs. However, the form of synthesising which has been almost universally accepted today, is based around the phase locked loop (p.l.l.).

## Phased Locked Loop

The phase locked loop which is at the heart of most of today's synthesisers, is basically a form of servo system. It consists of a number of basic building blocks, as shown in Fig. 1.1.

The basic operation of the loop is quite simple. The phase of the two signals entering the phase detector is compared, and an error voltage is generated, according to the phase difference between the two signals.

This error voltage is then filtered, and is used to control the frequency of the oscillator. This is done in such a way, that the phase difference between the signals entering the phase detector is reduced.

## Phase Difference Reduced

Eventually, a point is reached when the phase difference is reduced to such a degree that it remains

constant. This means that the phase difference between the two signals, is not changing.

This is significant, because there can only be a frequency difference between two signals, if the phase difference is changing. It means that when the loop has reached this state, the frequency of the reference or incoming signal, is **exactly** the same as the voltage controlled oscillator.

There may seem little point in generating a signal, at exactly the same frequency as one which already exists. However, there are a number of uses for a p.l.l., even in its basic form.

## Widely Known Use

The first, and most widely known use of the p.l.l., is in the demodulation of a frequency modulated signal. In the role as a demodulator, the incoming signal is fed into the loop as the reference.

The loop will then act, so that the voltage controlled oscillator (v.c.o.) will follow the instantaneous frequency of the signal. In doing this, the v.c.o. has to move up and down in frequency, and it will require a varying tune voltage. It's this tune voltage which is buffered, and then used as the demodulated output.

Other uses of p.l.l.s are wide and varied. Sometimes they are used to give a constant signal, when the reference is interrupted for one reason or another.

This can be done by making the time constants in the filter long, so that the tune voltage and hence the v.c.o. frequency, is stored when the reference is not present. One common use for this method, is found in televisions for use in the colour demodulation circuitry.

*Synthesisers are an integral part of amateur radio nowadays. To help our understanding of how they work, Ian Poole G3YWX offers his services as a 'guide' to take us through the maze of modern synthesiser circuitry and techniques.*

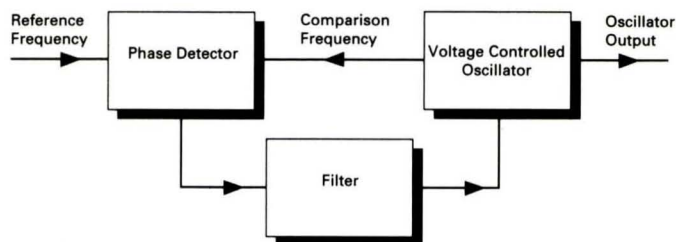


Fig. 1.1: A block diagram of a basic phase locked loop (p.l.l.).

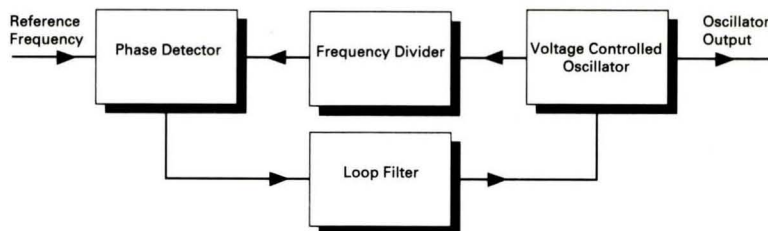
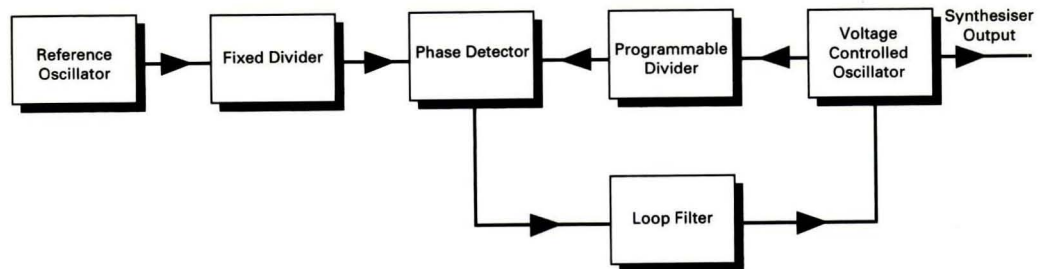


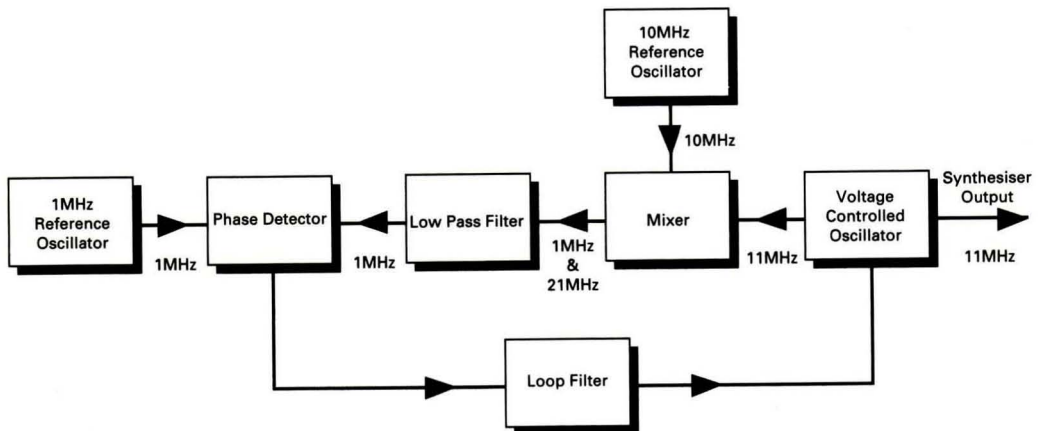
Fig. 1.2: Block diagram of a basic synthesiser using a divider.



**Fig. 1.3: A basic synthesiser, with the reference oscillator frequency divided.**



**Fig. 1.4: A synthesiser using a mixer in the loop.**



In the PAL TV system employed in the UK and elsewhere (for example), a colour reference burst is given at the beginning of each line. A reference oscillator is then needed, to store the phase information for the rest of the line, until it can be re-synchronised at the beginning of the next line. Naturally, p.l.l.s are ideal for this application.

### Further Ingredient

In order to turn a p.l.l. into a synthesiser, a further ingredient is needed. This is obtained by placing a divider into the loop, as shown in Fig. 1.2, so the v.c.o. can be maintained at a different frequency to that of the reference.

To see how this works, I'll use the example when the divider is set to two. The phase detector will still have two signals entering, and it will generate an error voltage. This will be dependent upon the phase difference it sees between these two frequencies. In turn, the error voltage will cause the frequency of the v.c.o. to tune to a frequency, which makes the two inputs to the phase detector the same.

For this to be true, the v.c.o. must be operating at twice the reference frequency. Similarly, if the divider is set to divide by three, then the v.c.o. must oscillate at three times the reference frequency, and so on for other division ratios.

With these conditions, the synthesiser can step in frequency, by an amount equal to the reference frequency entering the phase comparator. In most practical applications, fairly small steps are needed.

### Transmitter Example

Let's take a 144MHz f.m. transmitter as a typical equipment example using a synthesiser. The synthesiser will need to have a step size of 25kHz, if it's to be able to cover all the necessary channels.

It's not easy to develop a reference oscillator with the required stability at 25kHz. To overcome

this problem, it is usual to have a crystal oscillator. This will run at a much higher frequency, possibly 1 or 5MHz.

The higher frequency is then divided down by a fixed amount. This is shown in Fig. 1.3, and it provides the much lower frequency signal for the phase comparator. You'll also see that the division ratios for the divider, may have to be quite large in some instances.

With the 144MHz transmitter, if it's to operate over (for example) the range 145 to 146MHz, with a phase comparison frequency of 25kHz, then the divider will have to operate over the range 5800 to 5840.

### Not The Only Way

Using a digital divider is not the only way of using a p.l.l. in a synthesiser. It's also possible to place a mixer into the loop, as shown in Fig. 1.4.

The effect of a mixer is quite different, but every bit as useful. This is because it essentially adds a frequency offset into the loop.

The way in which a mixer acts in the loop, can be reasoned in exactly the same way as the divider. Again, the effect of the loop is to try to reduce the phase difference between the two signals entering the phase detector.

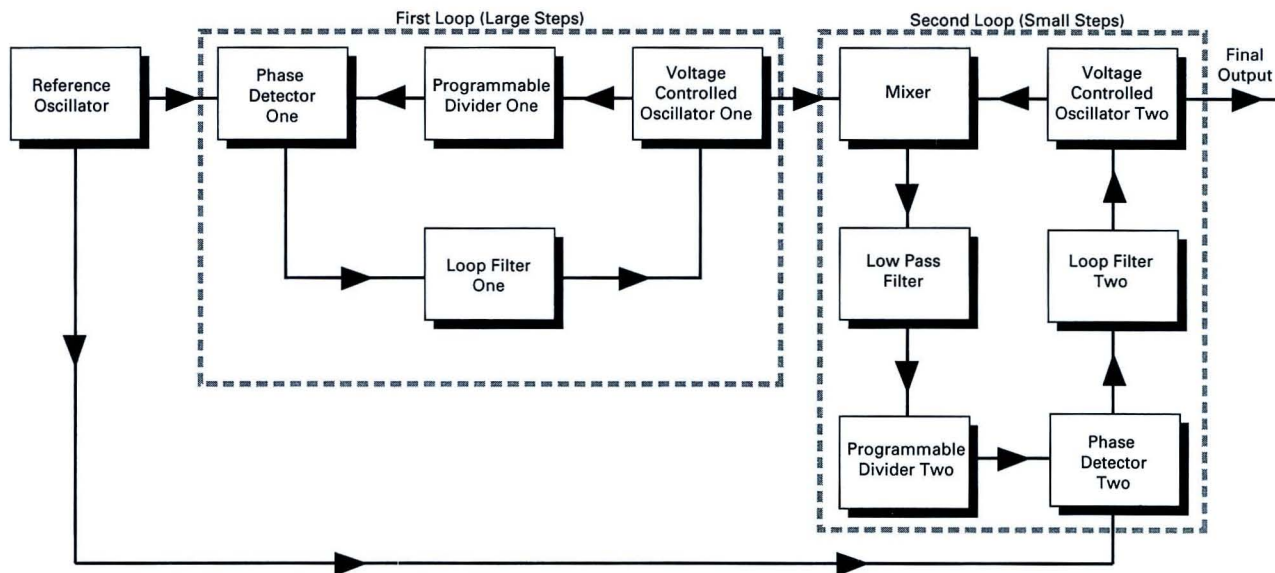
Eventually, there will be a small and steady phase difference between them. In turn, this means that the frequency of these two signals is the same.

### External Signal

So, if an external signal is fed into the mixer in the loop, then the v.c.o. will have to run at a frequency which is the sum of the reference and the external signal. To put some figures into the block diagram, take the example of a reference signal of 1MHz and an external signal of 10MHz.

For the loop to be in lock, both signals entering





**Fig. 1.5: A two loop synthesiser (see text).**

the phase detector must be at 1MHz. In turn, this means that the output from the mixer must be at 1MHz.

For the loop to be in lock, this means that the oscillator must be running at a frequency of either 9 or 11MHz. Normally, the oscillator is made to run on the high side of the external oscillator.

The oscillator would be prevented from trying to 'lock' onto the image, by restricting the range or 'steering' it. In the example I've provided, you can see that if the frequency of the reference oscillator is raised by 1kHz, then the frequency of the v.c.o. will have to increase by the same amount for the loop to remain in lock.

Similarly, if the reference falls by 1kHz then the v.c.o. frequency will fall. The same is also true if the external oscillator frequency is varied.

This form of loop is very useful. For example, the frequency of a stable low frequency oscillator (which could even be another synthesiser), can be transferred to a much higher frequency.

There are advantages with this technique. It's much easier to have a low frequency synthesiser, with small frequency steps, than making a single loop version with the same steps.

A mixer could be used, but the use of a p.l.l. is much better. This is because a p.l.l. gives much lower levels of spurious signals, and the filtering is much simpler.

In fact the filter, Fig. 1.4, is a simple low pass type. If a mixer was used, a more complicated and expensive band-pass filter would be needed. The use of a p.l.l. offers a wide variety of options to the designer, as he may not just use the second loop in this basic form.

### More Than One Loop

There are many ways in which synthesisers can be made up with more than one loop. The way it's done, will depend upon factors like the use of the

synthesiser, its frequency range and other specifications which may be important.

An example of how a multi-loop synthesiser can be made up, is shown in Fig. 1.5. From the diagram, you'll see that comparatively small steps can be achieved without the need for excessively large division ratios in any one loop.

This approach can pay large dividends in several features of the loop, and most noticeably in terms of the phase noise performance which is often very important. By extending the principle shown in Fig. 1.5, it's possible to include more loops and achieve even smaller steps.

In fact, many top-of-the-range synthesisers will have up to 10 loops or possibly more. However, synthesisers like these are usually only found in specialised signal generators costing many thousands of pounds.

### Closer Look

Having looked at synthesisers in terms of their overall block diagrams, it's worth taking a closer look at the contents of some of the circuits. One of the most important sections of any synthesiser, is the loop filter, and that's just one of the other features I'll be talking about next time.

Next month, Ian Poole continues his guided tour of synthesisers. You'll find it very helpful with future projects in PW.



# CB HIGH & LOW

By 'Quaynotes'

*This month, 'Quaynotes' takes a closer look at some 27MHz CB radio antennas, and provides some useful test reports for the many keen mobile CB operators.*

This time, I thought a few test reports on some antennas for 27MHz CB would prove useful. The antennas loaned for testing, were supplied by Nevada Communications of Portsmouth, Hampshire.

Three base loaded mobile antennas were sent for test, and I used one, the Dallas T443, in conjunction with the review/test report on the Midland 77-104 27MHz CB radio transceiver, which was published in *PW* (March 1992 issue).

## Magnetic Mounting

Manufactured in Italy, these antennas are suitable for magnetic-mounting using a large mount, of at least 160mm diameter or a gutter-mount. For test purposes, I used the magnetic-mounting method. Each antenna was mounted at the centre of a car roof for both the s.w.r. measurement and road suitability.

## The Dallas T443

The first antenna, the Dallas T443, is the shorter of the three. This antenna has a stainless steel radiating element 1.2m long.

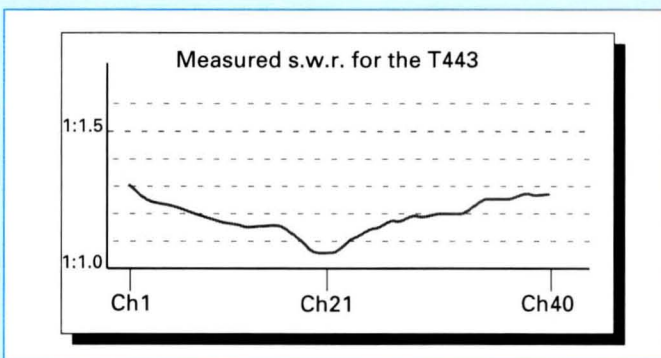
The base loading inductance is large, and as the s.w.r. curve, Fig. 1, indicates the response over the 27MHz UK CB band is fairly flat. This results in a relatively low s.w.r. at each end of this band.

## Longer Radiating Element

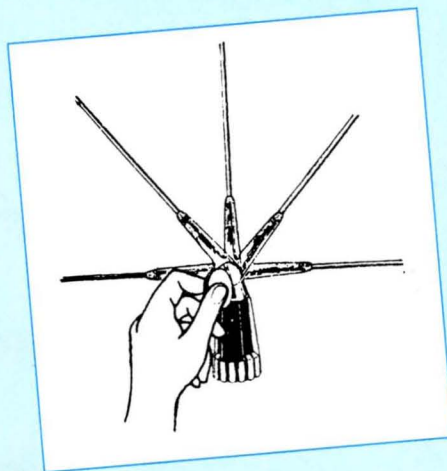
Secondly, I looked at the Detroit T444. This model has a longer stainless steel radiating element of 1.46m, and a smaller inductance base loading coil.

In my opinion, this antenna might be considered to be the longest recommended for operation on a conventional car. If you attach it magnetically, the mount must be large.

The s.w.r./bandwidth response is similar to that in Fig. 1, and again the s.w.r. is suitably low at the band ends. It's tuneable for either the UK or CEPT CB frequency allocations.



**Fig. 1: The s.w.r./bandwidth chart for the 'Dallas' model T433 27MHz CB (UK) mobile antenna.**



**Fig. 2: The whip section of the antennas can be set vertically for normal operation at any angle, or lowered parallel to the car roof.**

## Long Element

Lastly, comes the Boston T444. With a long stainless steel radiating element of 1.77m, this antenna would look a bit out of place, except on a very large car.

This model might be considered more suitable for large lorries, etc. In this case, I

would recommend the use of a large mag-mount, or a gutter-mount, or a bracket if there's no rain gutter.

On this antenna, the s.w.r./band-width response is flat. The s.w.r. is not greater than approximately 1.25:1 at the ends of the UK and CEPT bands, and it's suitable for 40 channel coverage.

## Length Adjustment

Each antenna has provision for length adjustment. This is achieved at the lower (base) end of the radiator, which can be moved in or out of the loading coil connector by a few millimetres (there's an Allen key provided for this job).

It may be necessary to cut very short lengths (approximately 5mm at a time) from the top of the whip. This adjustment should be regarded as a last report, to obtain a 1:1 s.w.r. at a band centre.

## Particular Features

One particular feature, applicable to each antenna, is that as the radiating element is locked to the base coil with a large knurled screw (no screwdriver required). This allows the element to be released from the vertical and lowered parallel to the car roof before entering a garage, as in Fig. 2.

Finally, there's an extra (important) feature on each of the antennas against the British climate. This extra precaution takes the form of a rubber gland to prevent entry of water into the mounting socket.

## Summary

Well, that's the lot for this time. My thanks go to Nevada Communications for their help with the test antennas. I hope you found the 'potted' reviews of interest.

Don't forget that I'm always pleased to receive your letters, and I would be happy to discuss any of your CB problems in this column. Cheerio for now.

**For further details and prices of antenna and mounting systems, contact: Nevada Communications, 189 London Road, North End, Portsmouth, Hampshire PO2 9AE. Tel: (0705) 662145.**

*Quaynotes*



# Getting Started The Practical Way

*"A device without an oscillator either doesn't do anything or expects to be driven by something else (which probably contains an oscillator). It is not an exaggeration to say that an oscillator of some sort is as essential an ingredient in electronics as a supply of d.c. power."*

Horowitz and Hall *The Art of Electronics*

We've already built a number of oscillators in this series. Because of this, I know you won't really be surprised that we're going to build another form of oscillator this month!

There are many types of oscillator used in radio construction. This time we are to meet one of my favourites, the Colpitts Oscillator. This particular variant of the Colpitts also introduces something new in this series, a crystal controlled oscillator.

## Quartz Crystals

No doubt you will have seen quartz crystals, those beautiful natural crystalline formations found in rock structures. They can be so beautiful they're often sold as decorative objects.

Scientists (rather unromantically) call the material 'natural crystalline silicon dioxide'. But scientists do things like that don't they?

Quartz is said to have **Piezoelectric** properties. This term means that if the crystal is subjected to some mechanical strain or stress (pushed, bent or bashed!) it produces a small electrical voltage across some of the crystal faces.

## Two-Way Effect

The piezoelectric effect is interesting, because it also happens the other way around. In other words, it's a two-way effect.

If the crystal has a voltage supplied across it in a suitable manner, it will produce movement or mechanical force. The correct term for a device

using this effect is a **transducer**.

Quartz crystals can convert movement into electrical voltage, or voltage into movement. This is a useful property which is used widely in electronics.

A common example of the quartz crystal transducer is the crystal microphone, which changes sound waves into voltage. Another example is well-known crystal earpiece, which changes voltages into sound waves.

Incidentally, (so we don't forget the two-way effect) crystal microphones can be used as crystal earphones and vice-versa.

## Familiar Pick-Ups

You might be familiar with the once very common crystal pick-ups. These were used for translating the movement of a needle into a voltage, which was then fed to the gramophone amplifier.

I can remember one particular crystal pick-up very well. It was when I was a student, working during my holidays in a seaside amusement arcade at Cleethorpes in the early 1960s, when I was asked if I could fix a broken jukebox.

'You're a radio ham, see if you can fix it!' So, I had a go at repairing the 'thing'.

What a crude device it was! It was a heavy crystal pick-up driving a single 'beefy' valve (a 6L6). There was enough voltage output from the pick-up to be able to just use the one valve amplifier! It was crude, but so was much of the music on the records!

## Theory



This month's project, a crystal 'activity' tester.

*To use his own words, the Rev. George Dobbs G3RJV is going to talk about "Bits of stone that oscillate" before describing this month's practical exercise, which is a crystal checker project.*

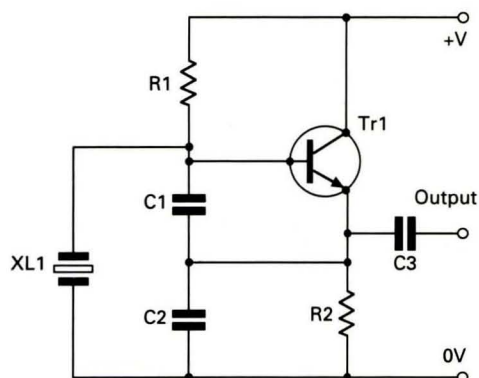


Fig. 1: An oscillator circuit, using a crystal as its frequency fixing component (see text).

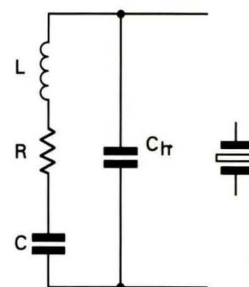
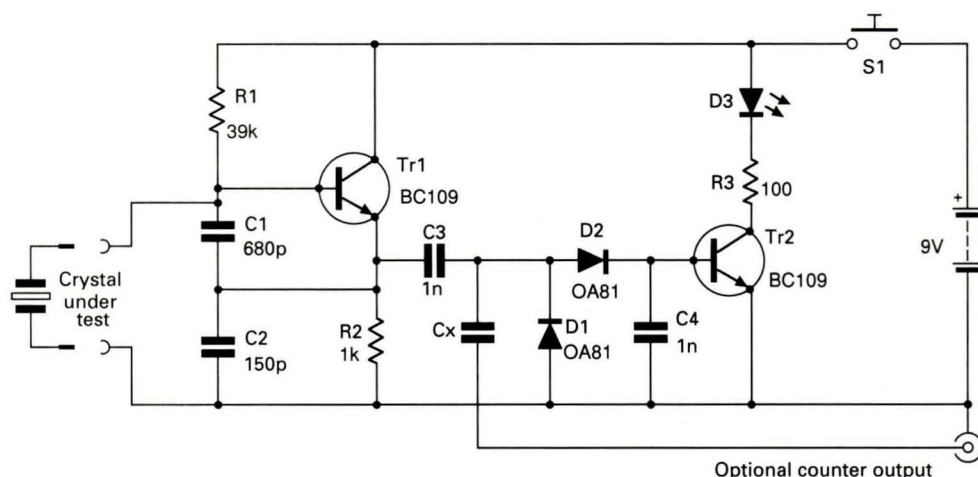


Fig. 2: The crystal really does work like a tuned circuit. The diagram on the left of the illustration is the equivalent electrical circuit of a crystal, and the symbol to the right is that used to represent a crystal in a circuit.



**Fig. 3: Circuit of this month's project, a crystal activity checker (see text).**



## Crystal Oscillators

For crystal oscillators, the piezoelectric effect is used by cutting very small pieces of quartz in a particular way. The cutting is carried out along particular surfaces.

The cutting process produces a piece of crystal, which can then be made to respond like a tuned circuit at a frequency which depends upon the size and cut of the crystal.

The diagram, **Fig. 1**, shows an oscillator circuit which uses a crystal as its frequency fixing component. The crystal, the left hand component, can be considered as a high-quality tuned circuit.

## Feedback Pathway

The first question to ask about any oscillator should be 'where is the feedback pathway'. The answer to that question, lies in the two capacitors between the emitter and the base of the transistor.

The transistor has no load in the collector circuit, it's in the emitter. So, as it passes current, a voltage appears across the resistor in the emitter.

The voltage developed across the resistor provides the output, but it also appears at the junction between the two capacitors. If it's an a.c. signal, the top capacitor will couple some of it back into the base, providing the feedback path.

The amount of feedback is controlled by the ratio of the values of these two capacitors. The top one will couple some back into the base, while the bottom one will decouple some to ground. This is the Colpitts Oscillator.

## Tuned Circuit

The crystal really does work like a tuned circuit. The diagram, **Fig. 2**, shows the symbol used to represent a crystal in a circuit. The illustration also shows the equivalent electrical circuit of a crystal.

Let's take a look at what's happening inside the crystal. A good look can help us understand this common, but taken-for-granted device.

Inside the crystal, we'll find some inductance (L), some resistance (R) and some capacitance (C) in series with extra capacitance (Ch) provided by the crystal holder. But that will be enough of crystal theory, and if you want any more, you can read it up in a textbook. We want to build a working circuit!

## Useful Test Equipment

The Circuit **Fig. 3**, shows a simple but very

useful piece of test equipment, based upon the Colpitts crystal oscillator. It's also similar to our last project, the dip meter.

The 'Crystal-Checker' is a unit for checking quartz crystals of the type used in radio circuits. These crystals can often be found very cheaply on the surplus market. Our simple checker will show if they're fit for use.

The 'Crystal Checker' is also provided with an output so that the frequency at which the crystal will oscillate can be checked on a digital frequency meter. It could also be checked by listening for it on a suitable receiver.

The left-hand side of the circuit is the same as **Fig. 1**, which shows the Colpitts Oscillator. This time however, the crystal has been replaced with a couple of crocodile clips. The clips enable crystals to be connected in and out of the circuit.

The values of C1 and C2 have been selected to cover a wide range of frequencies. The output from the oscillator is coupled via C3 into a pair of diodes, D1 and D2.

## Similar Method

The diodes, D1 and D2, convert the oscillator signal into a d.c. signal. This is similar to the method used to measure the oscillations in the dip meter project.

The d.c. voltage is amplified by Tr2 to a level that can drive an l.e.d. The power supply, a PP3 Battery, is switched on and off by a push button.

The test operation is simplicity itself. A crystal is clipped into the circuit and the button is pressed. If the crystal oscillates, the l.e.d. will glow.

A small value capacitor enables some of the signal to be used to drive a frequency counter. The value of Cx (the output coupling capacitor) will depend upon the counter in use.

When choosing a value for Cx, select one which just allows the counter to give a reliable reading. I found that a value of 47pF, seems to do the job with my frequency counter.

## Building The Checker

The prototype 'Crystal Checker' was built on a small p.c.b. as shown in **Fig. 4**. It contains all the components except the switch, battery and clips.

Also shown in **Fig. 4**, is the layout while **Fig. 5**, illustrates the component side of the board with the component overlay. Naturally, the circuit could be built on a small piece of 'perfboard' using the same layout.

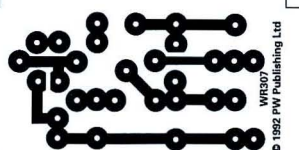


The whole unit is mounted in a small plastics box. I arranged it so that the clips emerged from one end, and the push switch on the side. A suitable output socket, (I used a phono socket), can be added for the output to the frequency counter.

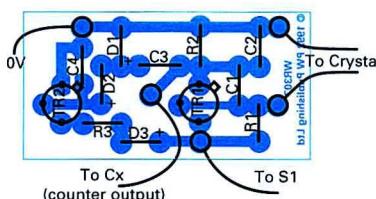
## Easy And Cheap

The 'Crystal Checker' is easy to build, and cheap. This month's project makes an ideal companion to test surplus quartz crystals when you attend radio rallies.

These commonly available crystals, are often used as the frequency determining components in small transmitters used by novices and QRP (low power) operators. You never know, we could meet up one day, testing crystals on the same stand! Cheerio for now.



**Fig. 4: The p.c.b. copper track pattern for the crystal activity checker project.**



**Fig. 5: Component over-lay diagram for the project. The view is from above the component side of the board, looking down through the board, with the copper tracks (underneath) shown in blue.**

## Shopping List

### Resistors carbon film 5% 0.25W

100Ω	1
1kΩ	1
39kΩ	1

### Capacitors


150pF	1
680pF	1
1nF	2
Cx	(See text)

### Semiconductors

OA81*	2	D1, 2 *(or equivalent)
BC108/109	2	Tr1, 2

### Miscellaneous

Push-to-make switch, PP3 battery and clip, two small crocodile clips, phono socket (or similar) for counter output. Everything mentioned, are common components, available at most component retailers. Case (ABS plastic 100 x 50 x 25mm) Maplin WY03D or similar.



**A close-up view of the project, showing the method of connecting the frequency-counter coupling capacitor, and the interconnecting wiring.**

## Radio Diary

**May 16:** All Formats Computer Fair will be held at Sandown Exhibition Centre, close to M25, three minutes from Esher railway station, parking for 6000 cars. This is intended to be the regular future venue for the London fair. Further details from **John Riding on (0225) 868100**.

**May 17:** The 35th Northern Mobile Rally will take place in the Flower Show Hall at the Great Yorkshire Showground, Harrogate, North Yorkshire. Showground opens 10am, doors open 10.45am. Talk-in on S22. Bring & Buy, bar and cafeteria. Free parking and loads of stands. Entry and parking of Wetherby to Harrogate Road. Separate arrangements for disabled visitors off Hookstone Wood Road. Details from **Mike GOMMK on (0423) 564353/507653 or FAX (0423) 520992 or @GB7CYM**.

**May 17:** The 'Parkanaur' Rally will be held at the Silverwood Hotel, Lurgan, Co. Armagh. Doors open from 12 noon. There will be the usual trade stands, Bring & Buy, bookstall, QSL bureau, etc. Talk-in on S22, 145.550MHz. The proceeds of this rally will go to the Stanley Eakins Memorial Fund, at Parkanaur, near Dungannon. This is a very worthy charity, and they hope to see a really good turn out of everyone interested in all aspects of radio and electronics. Details from **Jim Lappin on (0762) 851179**.

**May 24:** The Plymouth Radio & Electronics Fair by the Plymouth Radio Club will be held at Plymstock

Comprehensive School, Church Road, Plymstock. Over 25 stalls selling electronic, computer and radio components. Many second-hand bargains for the enthusiast. Free parking. Bring & Buy, club station on the air, bookstall, hot & cold buffet and grand raffle. Doors open 11am, admission is £1 at door. For further information, phone **Plymouth 787181**.

**May 24:** The 16th East Suffolk Wireless Revival 1992 is to be held at the Maidenhall Sports Centre, Ipswich, Suffolk. Among the main attractions this year will be Bring & Buy, car boot sale, book stall for RSGB books and vintage radio display. Suffolk Data Group, satellite/e.m.e. prediction service, antenna measurements, BYLARA, RAIBC, Scout Radio, RAYNET stands and Ipswich Area Novice and RAE Exam bookings. All the usual traders, plus non-radio stalls and childrens' play area. Refreshments and bar available. Lots of other attractions, providing an enjoyable day out for all the family. The price of admission (including ample car parking) is £1. Talk-in on S22 (GB4SWR), listening out on GB3PO (R2) and GB3IH (RB4). Send an s.a.e. for free maps. Doors open 10am. **Bob Baal G7HZV, 14 Gainsborough Road, Felixstowe, Suffolk IP11 7HS, or via packet, G4YQC @ GB7MXM. Trader enquiries only to Syd Mason G0JMY, 367 Norwich Road, Ipswich IP1 4HA, tel: (0473) 748515.**

\***May 30/31:** The RSGB will be holding

their eighth National Amateur Radio Show at the National Exhibition Centre, Birmingham.

**June 7:** The Northampton Radio Club will again be holding their Radio Computer & Electronics Rally at the rear of the 'Red Lion' public House, (500 yards from junction 16 of the M1 motorway). This year there will be room for four times more stalls, as they have booked an extra field just for parking. Doors open 10am. Pub and cafe will be open all day. Talk-in on S22 and on GB3NH (RB3) and 1.933MHz. All enquiries to **Paul Young on (0327) 41267**.

**June 7:** Bury St. Edmunds ARS Car Boot Sale will be held at the Scout Pavilion, Stanton. Doors open 10am until 4pm. Admission free. Light refreshments available. £3 per car boot. Talk-in on S22. Send an s.a.e. for a free map. Details from **GOMEV QTHR. Tel: (0359) 50271**.

\***June 14:** Royal Naval ARS have their Annual Mobile Rally at HMS *Mercury*, nr. Petersfield, Hants. Dozens of trade stands; a Bring & Buy; flea market; radio-controlled power boats and trains; local radio clubs and repeater groups; childrens' rides and amusements; vintage fire engine; TV detector van; ices and refreshments; arts and crafts' exhibition; two Grand raffles; spectacular arena displays and other attractions, making this a great day out for all the family. Talk-in on 144 and 430MHz, free parking and picnicking, free admission for children, adults £1.50, no dogs except guide dogs. For full details, contact **Cliff Harper GAUJR, 34 Neva Road, Bitterne Park, Southampton SO2 4FJ. Tel: (0703) 557469**.

**June 20/21:** Preston 'Guild' Hobbies Fayre is to be held in and around the grounds of Tulketh High School, off Tag Lane, Preston. One of the largest local exhibitions of crafts, hobbies, pastimes and sports, staged in the north-west. The fayre runs for two days, with the Preston ARS flying the flag for 'amateur radio' and 'amateur electronics'. Any profits from this event will be split between local charities and Tulketh High School. Trade stands and activities cover everything from armchair hobbies to the super-adventurous, with something for everyone, whatever age group. **Eric Eastwood G1WCQ, 56 The Mede, Freckleton, Preston, Lancashire PR4 1JB. Tel: (0772) 686708**.

**June 21:** Denby Dale & District ARS will be holding their Rally at Salendine Nook High School, Huddersfield. Easy access from M62, junction 23 eastbound, junction 24 westbound. Doors open 11am. Usual traders, craft stalls, etc. Bar, catering, car boot sale, Bring & Buy, ample parking. Further information from **Philip G4FSQ on (0484) 644827**.

**June 21:** The Newbury & District ARS will be holding their Fifth Annual Car Boot Sale at Achland Hall & Recreation Fields, Cold Ash, Newbury, Berkshire. From 10am until 3pm. Free admission and parking. RSGB Morse tests - contact RSGB for bookings. Childrens' play area and refreshments. Site open to traders from 8am, £7 per pitch, payable on the day. Further information from **Norman on (0635) 863310 or Richard on (0635) 46241**.


\* **Practical Wireless & Short Wave Magazine** in attendance.



# Mobile And Portable Operation - On A Shoestring

## Part 1

### The Power Supply And Other Ideas



**Fig. 1.1: Inverters can solve many problems for constructors who wish to use valved equipment.**

*Rob Mannion G3XFD, is a keen mobile and portable operator. In order to encourage more operators to try this type of operation, Rob's got some ideas to get you on the air, with the minimum of expense. There's even an opportunity to use those old 'bottles' in the junk box.*

The summer is creeping up on us, and it's the time when many radio amateurs (including me!) try to combine the hobby with other activities. Last year, I successfully managed h.f. portable operation while my wife and I were on a canal holiday. It provided many QSOs, and it was great fun.

There's a real challenge waiting for anyone, working with low power and with temporary antennas. Operating in this way is often coupled with less-than-ideal locations...especially in deep canal cuttings when you're holidaying afloat!

### Basic Ideas

I had one or two basic ideas, and although I didn't have time to do much before the holiday, I had time to build a very simple transmitter. Apart from working on 144MHz with my hand-held transceiver, I'd decided on low power (not really QRP) c.w. operation on 7MHz.

This particular idea came to me, mainly because I had several 7MHz crystals, plenty of valves, and several useful power supplies. It was the availability of the 12V d.c. inverter units that helped me to decide on the simple valve transmitter.

### Inverter Answer

Obviously, if you're going to use a valved rig, portable or mobile, an inverter is the answer for the power supply. Fortunately for experimenters and home-brew enthusiasts, there's a plentiful supply of 12V d.c. to h.t. inverters from an unusual source.

Garex Electronics, now based in Devon, have a steady supply source of reliable inverters, removed from p.m.r. equipment for a number of years. All the inverters come from high-power valved transceivers.

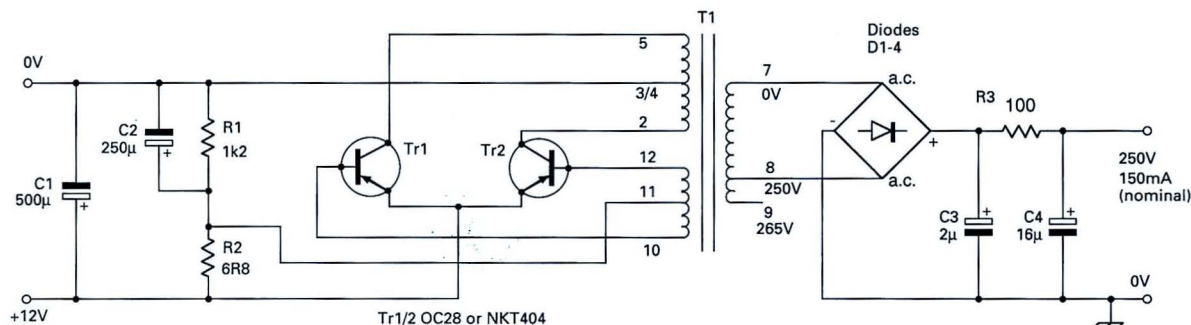
I first came across the inverters at a rally. Garex tidy them up and make them ready for experimental use, before selling them (with full technical details and circuits) at rallies, shows and by post. As sold, the units are small sub-chassis, ready to go, as in the photograph in Fig. 1.1.

### Biggest Problem Solved

Thanks to the service provided by Garex, the biggest problem for anyone wanting to use valves, is solved. The power supply is taken care of, and it won't cost an arm and a leg.

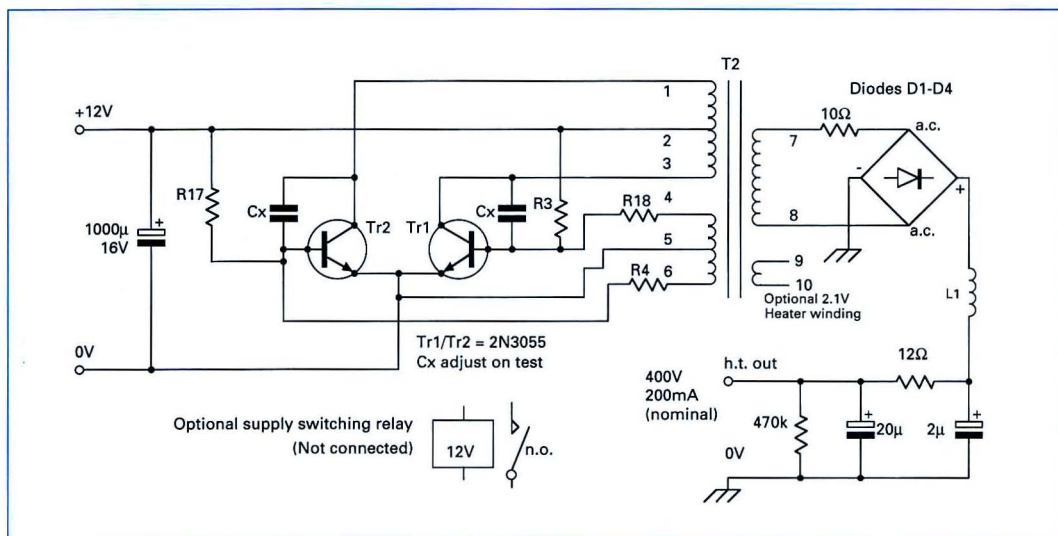
The circuits for the two different inverters sold by Garex are shown separately. The first inverter, illustrated in Fig. 1.2, is ideal for smaller transmitters, and it provides a nominal 250V at 150mA.

The second inverter, is ideal for higher power use, and the circuit is shown in Fig. 1.3. Garex Electronics provide a switching circuit, to cover the eventuality of the inverter failing to start under heavy load conditions.



**Fig. 1.2: The circuit diagram of the 250V d.c. 150mA (ref. GX15) Garex Electronics inverter.**





**Fig. 1.3: Circuit diagram of the 400V d.c. 200mA inverter (ref. GX30) Garex Electronics inverter.**

## Duty Cycles

Although the inverters are well-built and conservatively rated, they are **NOT** designed for continuous duty cycles at their nominal ratings, such as running a receiver. Obviously perhaps, the inverters are designed for the duty cycles encountered in radio-telephone operation.

In other words, they're quite suitable for providing power for a power amplifier, an ordinary transmitter, and anything else that doesn't need continuous power. This of course means that they can be used for powering a valved c.w. transmitter (which I'll describe next time).

I've been using these inverters for quite a number of years. Although the units can't be recommended for continuous work at anywhere near their maximum capabilities, I'm pleased to report they can be used successfully when precautions are taken.

Many enthusiasts would like to try 'playing' with valves. Quite a few of the budding 'gaseous state' fans (that's Tex Swann G1TEX's favourite term for valves!) are put off by the problems with the power supply.

Well, I'm pleased to report that the inverters could be a way out of the problem. They can be used to run a small receiver, or other project, for several hours at a time **providing** the inverter is running below 50% of its maximum rating.

In practice, I've found that operated in this manner, the inverters run cool. They also provide what I consider to be a very safe high-voltage supply for a school radio club.

The inverters, providing you screen them in aluminium cases, are quite safe. With this method, there's not much chance of accidental shock, and the occurrence of inverter 'whine' (radio frequency interference) is much reduced.

Full details on how to buy the inverters are given at the end of this article. Of course, I have checked that Garex Electronics can cope with the demand, but it's wise to get your order in first!

I don't normally like to publish projects that rely on what can turn out to be 'difficult to find' surplus items, but there's always an exception to break the rule. However, I'm assured that there are enough to go around!

## Single Valve Oscillator

So, now you've got your inverter, what can you do with it? In my case, I built a single valve crystal-controlled oscillator. This, as I've briefly mentioned, *Practical Wireless*, June 1992

worked on 7MHz.

For the receiver, I used a car radio for the tuneable i.f., in conjunction with a simple converter. The converter was actually a modified *Practical Wireless* 'Forty-Niner', 6MHz to 1MHz converter (published in *PW*, January 1990). I used an 8MHz crystal to provide the local oscillator signal.

The bandspreading provided by the conversion to 1MHz, was adequate for c.w. work. The b.f.o. was provided by adding an adjustable amount of feedback on the car radio i.f. stages.

I found that the gain provided by this method was very reasonable. The 'regenerative' detector or 'Q-multiplier' effect provided the b.f.o., and the 'rig' was ready to go.

## Massive Batteries

The 12V power supply was provided by the narrow boat's (only 'landlubbers' call them 'barges'!) massive batteries. I only needed to fix up the antenna, and that was very simple indeed.

Although I used the very lightweight Lake Electronics TU2 Mark 2 a.t.u., (ideal for this job, with a built-in QRP s.w.r. meter), you can avoid having to take extra equipment, by choosing a resonant length of 'long wire'.

I decided to be clever, by choosing a 20m length of wire, which offers an excellent match on 7MHz without a complex a.t.u. By the way, I chose 7MHz, not because it's my favourite band (which it is), but because with relatively low power, it's possible to get many European and inter-G QSOs throughout the day.

## Other Bands


The simple transmitter I'm going to describe next month, can work very well on any band between 1.8 and 7MHz. It also has the advantage that you can use quite a few different types of valve in the circuit.

I'm not ashamed to say that the transmitter project has been published before. In fact, it first appeared (of course!) in *PW* nearly 30 years ago, and the design has proved itself many times over.

When the design first appeared, the crystal-oscillator p.a. was choke-modulated. This provided a cheap form of modulation, ideal for local 1.8MHz working. There's no reason why we shouldn't use it again!


There's also no reason at all to stop you working c.w. mobile with this rig either! Don't worry, I'm not advocating that anyone should try working c.w. when they're actually mobile, just that you try a





The 12V d.c. to 250V d.c. 150mA inverter, shown as supplied and ready to use (connection details and circuit are supplied with each unit).

The 400V, 200mA version of the inverter, showing the underside of the unit.



The inverters are available directly from:  
Garex Electronics,  
Station Yard,  
South Brent,  
South Devon  
TQ10 9AL.  
Tel: (0364) 72770.  
FAX (0364) 72007.

**Inverter 1.**  
(250V 150mA) Garex  
order ref. GX15,  
costs £11.25 including  
post and packing.

**Inverter 2.**  
(400V 200mA) Garex  
order ref. GX30,  
costs £12.25 including  
post and packing.

*Next month, I'll be providing some other practical ideas, along with the circuits of the valved c.w. and 'phone transmitter. Cheerio until then!*

very simple rig on c.w. when you're parked somewhere.

### Morse Mobile

Working Morse when you're in a mobile environment, might sound a bit like a joke. However, it's an idea with sound common sense, and it can allow you to achieve far greater ranges with surprisingly little power.

Obviously, mobile transmitters, particularly on the h.f. bands, can be at a great disadvantage. This is because the antenna has to be a compromise. But, even with a QRP c.w. transmission, it's surprising what you can achieve with a base-loaded whip antenna.

In the past, I've used a straight key for c.w. operation from the car, but last year at the HamVention in Dayton, I saw a better idea in action. The operator I saw working, was using a small electronic keyer strapped to his leg, in the same position and fashion as the knee-pads used by RAF air-crew.

I stood and watched, and listened, as the American amateur worked DX station after station. Although his receiver was fully transistorised, the transmitter used the modern equivalent of the famous old '807' valve.

### Getting Ready

So, I hope that I've given you some ideas and that you're getting ready. There's no need to feel out of it because you can't afford expensive modern equipment. There's no need either to embark on long and complicated projects, unless you want to.

There is no real need to invest in expensive mobile antennas and mountings. To this end, the cheap and easily available CB gutter and magnetic

mountings can help.

You can buy an adaptor from the various antenna dealers at rallies, and these will allow you to use the many commercially available base-loaded whips for the amateur bands. Alternatively, you can strip off the original 27MHz winding, and experiment with other windings (with the help of a dip-meter) and re-tune the antenna onto the lower h.f. frequencies.

### So Many Ways

There are so many ways to enjoy portable and mobile working on a tight budget, that I could write pages on the subject. But, before I finish off this month, why not start looking for a good-quality, older style medium wave car radio for your tuneable i.f.?

It's also a good idea to look out for several long broomstick handles. These can help provide an almost 'instant' portable trapped dipole antenna that can really work the DX, and be assembled and erected by one person.

### Not Ashamed

I am not ashamed that most of my amateur radio activity is really basic. I get tremendous satisfaction in achieving a lot from a little. If this approach helps get other people active on a rather neglected facet of the hobby, I'll be very pleased.

Surely, there's no earthly reason why we can't use hybrid equipment again? My Yaesu FT75 has proved itself incredibly reliable over the last 22 years. That in itself proves a point in my mind.

That's the lot for this time. In the meantime regard my suggestions as a challenge. Why don't you try portable and static mobile operation on a shoestring, it's great fun.

## Errors & Updates

### A Simple Inductance And Capacitance Bridge PW April 1992

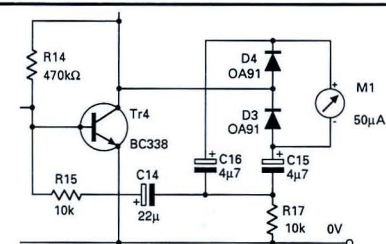
In the circuit diagram (Fig. 1.4) on page 30 of the April issue of *PW*, three capacitors, C14, 15 and 16 were reversed. Diode D3 was also shown reversed in that diagram. The partial circuit diagram (right) is shown correctly.

Look at the diagram Fig. 1.6 (detector overlay) on page 32 of April's issue. Diodes D3 and 4 are correctly orientated, as is capacitor C16. But capacitors C14 and C15 both need turning round on the circuit board.

There was also a slight misalignment of the figures on the drawing of the dial as shown on page 25 of May's issue of *PW*. Rather than reprint the dial layout again, we will provide replacements. Send an s.s.a.e. large enough to accept the full dial layout to the address (right).

We apologise for these errors, and they will be corrected before the printed circuit boards have the overlay pattern printed on them. So no further action needs to be taken unless you are building the circuit up yourself, Editor.

38



This small section of circuit replaces the similar section, in Fig. 1.4 on page 30 of the April 1992 issue of *PW*, as described in the text.

Address for the dial:  
Inductance Bridge Dial Replacement, Practical Wireless, Enefco  
House, The Quay, Poole, Dorset BH15 1PP.



# ENTERPRISE RADIO APPLICATIONS ALTD.

5 Clarendon Court  
Winwick Quay  
Warrington  
WA2 8QP  
Tel: (0925) 573118



## SO YOU THINK YOUR CW IS BAD!

Even if you don't, your  
CW could probably be better.

But don't despair as the ERA REFORMER has been designed to solve the bad sending problem. With the REFORMER you choose how good you want your sending to be! Set it low to retain your characteristic or high to reform your sending to near perfect 'machine' morse even from a straight key!

This microprocessor based system is fully automatic and has many unique features such as the key ahead buffer that ensures a steady output despite pauses in keying. Stored messages can be recalled from memory directly from the key! Space limits description, full details on request. **£95.00.**

## MK II MICROREADER

The long awaited MkII Microreader upgrade is now available including the following modes:- SITOR / NAVTEXT / AMTOR plus many other improvements. **£20.00.**



All products are guaranteed for two years  
and all prices include VAT  
and postage and packing.



# ELECTRONICS VALVES & TRANSISTORS

Phone for a most  
courteous quotation  
081-743 0899

We are one of the largest stockists  
of valves etc. in the UK.

## COLOMOR (ELECTRONICS) LTD

170 Goldhawk Road, London W12 8HJ  
Telex: 917257 Fax: 081-749 3934

## THE VINTAGE WIRELESS BOOK LISTING

Published regularly containing 100s of out of print, old and collectable wireless and TV books, magazines etc. Send four first class stamps for next copy of £2.50 for next four issues.

### SCOOP PURCHASES

**EARLY WIRELESS** - By Anthony Constable. This excellent book retraces the paths of history which culminated in the final appearance of the wireless set. Many early sets are illustrated. Much information for the wireless historian. 167 illustration and laminated boards. Brand new. £8.50 + £1.75 p&p.

**U.S.A. RADIO SURPLUS CONVERSION HANDBOOK** - Facsimile reprint. Includes data, circuits and conversion details for most American transmitters and receivers including the command series and BC348, BC221 etc. Illustrated with over 300 large format pages. £16.95 including postage.

**THE AUTHORISED BIOGRAPHY OF SIR BERNARD LOVELL** - By Dudley Saward. The man responsible for Jodrell Bank. Contains detailed chapters on the development of wartime radar including H2S and various centimetric equipment. 320 large format pages. A must for those interested in radar and radio astronomy. Many illustrations. A big book brand new. £8.75 + £1.95 p&p.

**VINTAGE VALVES** - A listing of new and unused valves of all types 1925 to 1975. SAE for list with your requirements. **WANTED:** PRE 1975 wireless books, magazines, catalogues any printed material relating to wireless.



**CHEVET BOOKS**



Dept PW, 157 Dickson road, Blackpool FY1 2EU Tel: (0253) 751858.

# Cirkit TESTING



## TM SERIES MULTIMETERS

### D-MM Good Value!

The TM series of low cost meters, with 3½ digit LCDs, full overload protection, strong ABS case and packed with features. Supplied with test leads, battery and manual.




TM 5315	DC current (10A) continuity and diode test	56-05315	£19.99
TM 5365	Capacitance and frequency (200kHz) ranges	56-05365	£36.50
TM 5375	Frequency range (20MHz) and HFE test	56-05375	£36.95
TM 115	AC & DC current (10A), HFE and continuity test	56-00115	£32.50
TM 135	Capacitance and temp. ranges (inc. probe)	56-00135	£45.95
TM 175	Frequency (15MHz), capacitance ranges with HFE, diode, continuity and LED test.	56-00175	£53.60
TM8020	3¾ digit display, frequency (4MHz), capacitance (40µF), AC+DC current to 20A	56-08020	£54.76
TM8030	3¾ digit display, frequency (4MHz), temperature (inc. probe), AC+DC current to 20A	56-18030	£59.96
7705	Capacitance meter, 1pF to 20,000µF	56-07705	£39.82

## BLACK STAR

Top quality, UK made,  
frequency counters and  
generators.



Jupiter 2010	2MHz function generator plus 20MHz freq. counter	56-12010	£233.00
Orion	PAL TV pattern generator	56-01600	£269.00
1410	Video Monitor Tester	56-01410	£527.00
Meteor 100	100MHz counter	56-00100	£128.08
Meteor 600	600MHz counter	56-00600	£158.63
Meteor 1000	1000MHz counter	56-01000	£209.15
Apollo 100	100MHz counter/timer	56-10100	£381.88
Nova 2400	2.4GHz counter	56-02000	£351.33
Jupiter 500	500kHz function generator	56-00500	£129.25
Jupiter 2000	2MHz function generator	56-02001	£175.05



## HAMEG 'SCOPES

All Hameg scopes  
are supplied with  
two x 10 probes,  
mains lead,  
manual and  
2 year  
warranty.



HM203-7	Dual channel, 20MHz	56-52037	£397.15
HM205-3	Digital storage, 20MHz sampling	56-52053	£716.75
HM604	Dual channel, 60MHz	56-56040	£716.75
HM1005	Triple channel, 100MHz	56-01005	£930.60

Full details of all the above are included in our comprehensive  
catalogue, £1.70 (plus 30p P&P)

All the above are currently in stock and available for immediate  
delivery. Standard P&P £1.20, next day delivery £4.60.

**Cirkit**

All prices include VAT (at 17.5%)



**Cirkit Distribution Ltd.**  
Park Lane, Broxbourne, Herts EN10 7NQ.  
Telephone (0992) 444111.



# South Midlands Communications Ltd.

## COMPLETE SYSTEMS




are able to supply all types of complete systems from single antennas to multiple arrays for a wide frequency range.

Our vast experience has been gained from being a leading commercial and military antenna and support structure manufacturer for 32 years.

Our wide product knowledge allows us to design systems to individual requirements selecting the necessary items of hardware from our extensive range to ensure excellent performance and total reliability.

So why not call us today for that item you need to complete your system, be it a transceiver, mast or antenna, we are happy to help and use our vast experience to assist in selecting the system to suit you best – ask the professionals.

Listed below is a small selection of items from our complete range, over 7,000 antennas in stock.



### ROTATORS

Suberb engineering standards combined with pin sharp setting accuracy means new technology from Yaesu create Kenbro Hygain.

G-250	Bell type twist/switch CTL	£79.70	C
G-400	Bell type meter controller	£152.00	C
G-400RC	Bell type round controller	£182.89	C
G-400RC	Bell type round controller	£240.11	C
G-800SDX	Bell type 450 deg. var. speed	£332.07	C
G-1000SDX	Bell type 450 deg. var. speed	£376.00	C
G-2000RC	Bell type round controller	£454.68	C
G-2700SDX	Bell type 450 deg. var. speed	£649.00	C
G-500A	Elevation meter controller	£203.32	E
G-54008	Azimuth/elev. dual control	£383.16	D
G-56008	Azimuth/elev. dual control	£444.00	D
RC5-1	Bell type round controller	£223.76	C
RC5-3	Bell type preset	£280.96	C
RC5A-3	Bell type var. speed, & preset	£434.24	C
RC5B-3	Bell type var. speed, & preset	£689.68	D

### ROTATOR HARDWARE

GS-050	Rotary bearing 1.5' mast	£20.39	B
GS-065	Rotary bearing 2' mast	£30.60	B
GS-038	Lower mast clamp G-400, 600 etc.	£17.32	B
PS23	Channel master bearing	£20.39	B
CK46	Rotary bearing 1.5-2.5 mast	£35.71	B
MC1	Lower mast clamp RC5 series	£35.76	C

### COMPUTER INTERFACES FOR G-5400/G-56008

IF-100PC	I/F C/W lead & software IBMPC	£142.02	B
IF-100C64	I/F C/W lead & software IBM64/128	£148.16	B

### ROTATOR CONTROL CABLE

RC5W	5 way G-250, 400, 600, RC XR500 per mtr.	£0.74	
RC3W	8 way G-2000 create series	£0.88	

### CARRIAGE

Rotator cable  
£3.50 up to over 20 mtrs. over 20 mtrs. £5.00

### STRUMECH VERSATOWER

#### STANDARD 13M20 SERIES

13M20P25	25ft post mount	£468.83
13M20P40	40ft post mount	£660.35
13M20P60	60ft post mount	£777.85
13M20FB25	25ft fixed base mount	£324.30
13M20FB40	40ft fixed base mount	£442.33
13M20FB60	60ft fixed base mount	£609.83
13M20BP25	25ft base plate mount	£553.43
13M20BP40	40ft base plate mount	£767.28
13M20BP60	60ft base plate mount	£863.63
13M20M25	25ft mobile tower	£2226.63
13M20M40	40ft mobile tower	£2439.30
13M20M60	60ft mobile tower	£2613.20

#### HEAVY DUTY 16M20 SERIES

16M20P40	40ft post mount	£820.15
16M20P60	60ft post mount	£930.60
16M20P80	80ft post mount	£1457.00
16M20FB40	40ft fixed base mount	£658.00
16M20FB60	60ft fixed base mount	£780.20
16M20FB80	80ft fixed base mount	£1245.50
16M20BP40	40ft base plate mount	£869.50
16M20BP60	60ft base plate mount	£972.90
16M20BP80	80ft base plate mount	£1563.93
16M20M40	40ft mobile tower	£2909.30
16M20M60	60ft mobile tower	£3031.50
16M20M80	80ft mobile tower	£3760.00

#### MIDTOWER SERIES

P30	30ft post mount	£500.55
BP30	30ft base plate mount	£528.75
PB30	30ft fixed base mount	£429.09

36ft versions of above.  
1 extra section add £45.83

All towers except mobiles are available from stock 13M20 and 16M20 series all supplied with auto brake winches. All are supplied with H2R head unit drilled to take GS-045 bearing. Holding down bolts for BP and FB towers are available at £29.38 per set extra.

Alternative winches and head units are available at extra cost.  
Delivery is by quotation dependent upon distance.

Mobile towers also available to order

### TOKYO HY-POWER PRODUCTS



#### TRANSCEIVERS

HT106	6m transceiver 10W P.E.P. SSB/cw	£306.50	C
HT120	20m transceiver 10W P.E.P. SSB/cw	£305.50	C
HT180	80m transceiver 10W P.E.P. SSB/cw	£305.50	C
HP100S	Power supply for HT series	£99.00	B
HC100	A.T.U. 80-10m 5 band 200W P.E.P.	£109.00	B
HCF100	CW narrow filter HT series	£39.85	A
HNB100	Noise blanker HT series	£19.95	A
HBK100	Mobile bracket HT series	£10.20	A

#### LINEARS

HL2K	160-10m HF linear 2kW	£1450.00	E
HL1K	160-10m HF linear 1kW	£899.00	D
SAGRA-600	2m 25W drive 600W output	£815.00	E
HL100B/10	10m 10W in 100W output P.E.P.	£182.00	C
HL100B/20	20m 10W in 100W output P.E.P.	£182.00	C
HL100B/80	80m 10W in 100W output P.E.P.	£182.00	C
HL60V	6m 10 in 50-60W output	£131.75	C
HL166V	6m 3/10W in 80/160W output	£255.00	C
HL37V	2m 3W in 32W output	£90.95	B
HL2V	2m 10W in 60W output	£137.95	C
HL110V	2m 2/10W in 100W output	£220.00	C
HL180V	2m 3/10/25W in 170W output	£299.00	C
HL36U	70cm 6/10W in 25/30W output	£138.00	B
HL63U	70cm 10/25W in 50W output	£220.00	C
HL130U	70cm 3/10/25W in 120W output	£397.00	C

#### TRANSVERTERS

HX240	2m to HF80, 40, 20, 15 & 10m	£254.50	B
HX640	2.5W/10W in 30-40W P.E.P. output 6m to HF as above	£254.50	B

UK appointed agents for:-

Yaesu, Daiwa, Comet, Create, Tokyo Hy-Power, Hokushin & Telereader.

Also suppliers of:-

AOR, Sony, JRC, Jaybeam, Drake Henry Linears, Toyo, Icom & Strumech

**STRUMECH  
VERSATOWER**



MAIN STOCKIST  
MOST POPULAR MODELS  
IN STOCK

Southampton (0703) 255111

SMC HQ, School Close  
Chandlers Ford Ind. Est.  
Eastleigh  
Hants SO5 3BY  
9am-5pm Mon-Fri  
9am-1pm Sat

Leeds (0532) 350606

SMC Northern  
Nowell Lane Ind. Est.  
Nowell Lane  
Leeds LS9 6JE  
9am-5.30pm Mon-Fri  
9am-1pm Sat

Chesterfield (0246) 453340

SMC Midlands  
102 High Street  
New Whittington  
Chesterfield  
9.30am-5.30pm  
Tues-Sat

Birmingham 021-327 1497

SMC Birmingham  
504 Alum Rock Road  
Alum Rock  
Birmingham B8 3HX  
9am-5pm Tues-Fri  
9am-4pm Sat

Axminster (0297) 34918

Reg Ward & Co. Ltd  
1 Western Parade  
West Street  
Axminster  
Devon EX13 5NY  
9am-5.20pm Tues-Sat



# Mathematics For The RAE

*This month, Ray Fautley G3ASG provides the answers to the problems set in April's edition of his column, before looking at the various aspects of phase and the a.c. wave-form.*

Before looking into phase and its meaning in a.c. wave-forms, I think that you should have the answers to April's questions. It wasn't an 'April Fool' joke, and I'm assured by the Editor that this was merely an oversight by a certain sub-editor who was still in shock after suddenly becoming a grandfather! (Yes, Tex Swann G1TEX became a grand-dad very recently and he's still boasting! Editor).

So, without further ado, here's the answers for you:

- 1) a (20W)
- 2) c (37.8W)
- 3) d (10mW)
- 4) c (10W actually 9.999392W)
- 5) d (4.847V)

Question five was rather different! With this one, you had to work 'backwards'. Despite this, I'm sure you managed to get them all correct of course...didn't you?

## Phase

The only other facet of sine (sinusoidal) waves that we need to worry about, is **phase**. Don't worry about the term, it's only another name for time. You'll already know about 'phases of the moon' (new-moon, full-moon, etc.,) and these terms are only referring to times in the month.

You can compare the relationship of the wave-form of the **voltage** applied across a purely **resistive load** to the wave-form of the **current** flowing through the load. You'll also find that they are the same **shape** although their **amplitudes** are likely to be different.

The positive peaks, negative peaks and zeros of each wave-form occur at exactly the same instant in time. This coincidence is referred to as **being in phase** (in other words, they're in time together) and it **only** happens when the load is a pure **resistance**. The relationship is shown in the diagram, Fig. 1. In most circuit analysis, the voltage wave-form is taken as the reference wave-form.

## Load Reactive

What happens if the load is not a pure resistance? In order to find out, I'll take two extreme cases where the load is said to be **reactive**.

(i) Assume that a sinusoidal voltage is applied across a pure inductance, as in Fig. 2. In this case, the current through the inductance is **not** in phase with the voltage.

In fact, the current follows, or **lags behind** the voltage. The difference in time between say, the positive peak of the

voltage wave-form, and the peak of the current wave-form will be exactly **one quarter of a cycle (90°)**.

This effect is much easier to visualise if you look at Fig. 3. In this diagram, point 'A' represents the **voltage** positive peak and point 'B' the **current** positive peak.

By referring to the horizontal (or 'x') axis you can see that the current positive peak, point B, occurs a quarter of a cycle (90°) **after** the voltage peak (point A). The current is of course **lagging** behind the voltage.

(ii) The second case occurs when a voltage is applied across a pure capacitance, similar to the method used for inductors. Again, as shown in Fig. 4, the current is **not** in phase with the voltage. This time however, it occurs **before** the voltage, and the current is said to be **leading** the voltage by 90°.

## Real Components

Of course in real life, no components with **pure** inductance or capacitance are obtainable. There's always **some** resistance (however small) present, either in series or in parallel with the reactive component.

The effect of the resistive part of the reaction of inductance or capacitance, is to **reduce the phase difference to something less than 90°**.

## Successful Questions

For you to be successful with the RAE questions, it's only necessary to understand what a phase difference looks like in a wave-form drawing. You should also be able to evaluate the amount of difference in degrees (°) or fractions of a cycle.

To make this easier, (for the questioners?), phase differences are likely to be in multiples of 45° (which is one eighth of a cycle) in the examination questions.

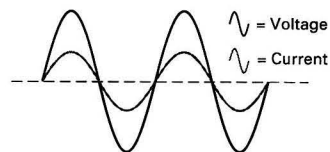
Fractions of one cycle: 0,  $\frac{1}{8}$ ,  $\frac{1}{4}$ ,  $\frac{3}{8}$ ,  $\frac{1}{2}$ ,  $\frac{5}{8}$ ,  $\frac{3}{4}$ ,  $\frac{7}{8}$ , and 1.

Phase shift in Degrees: 0° 45° 90° 135° 180° 225° 270° 315° 360°. The illustrations in Fig. 5, shows the various shifts in diagram form.

If you can recognise 0°, 45°, 90° and 180° phase differences (or phase shifts) corresponding to 0,  $\frac{1}{8}$ ,  $\frac{1}{4}$ , and  $\frac{1}{2}$  cycle differences (or shifts) this would be sufficient for you to be able to cope with the RAE questions on the subject.

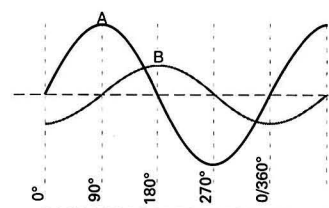
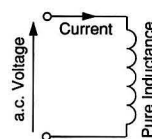
That's all for this month. Next session we begin another topic, and I'm pleased to hear that many readers are finding maths a bit easier now. It's not that difficult is it?

## Theory



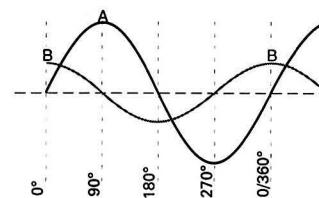
**Fig. 1: The only time the current (shown as a broken line), is in phase with the voltage (shown as a continuous line) is when the load is a pure resistance (see text).**

**Fig. 2: A circuit containing pure inductance (see text).**

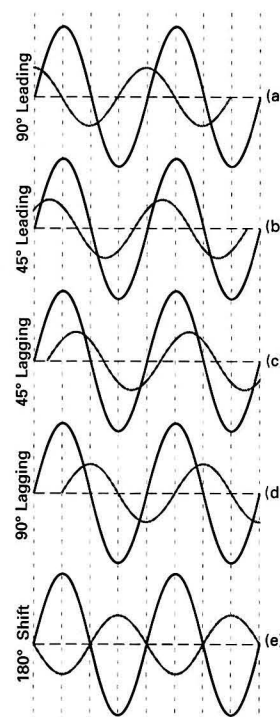


**Fig. 3: In a circuit where the load is reactive, the current will lag behind the voltage (shown by the continuous line). Point 'B' represents the current peak, and it can be seen to be lagging by 90° (see text).**

**Fig. 4: When a voltage is applied across a pure capacitance, the current is not in phase, but this time it's leading the voltage by 90° (see text).**



**Fig. 5: Phase-shift shown in degrees: (a) 90° leading (b) 45° leading (c) 45° lagging (d) 90° lagging (e) 180° phase shift (see text).**





# Reflections

*This month, Ron Ham looks into the valuable source of information provided by enthusiasts who log everything from meteorites to sunspots and satellites.*

This time, I'm going to consider the value of keeping logs and sending reports, or in other words, creating a record for posterity of extraordinary events. In the world of radio, a record can take the form of a QSL card, photograph, a detailed report or perhaps an article on the subject for a technical journal.

The latter suggestion may require some background material, which has to be traced by searching for original sources. If you do have to research, it's well worth remembering that the reference section of a public library or newspaper archives are a mine of information.

I often wonder, if the rapidly advancing technology of the past decade has reduced our need for research. After all, we can now obtain almost immediate information, on practically any subject, through the 'electronic' media.

It's now possible, wherever we are, to talk directly to each other by radio or telephone. We can also transmit data around the world by computer from our homes or place of work and get the latest facts from frequently updated bulletin-boards or teletext.

'As-it-happens' news darts its way around the earth via satellites, to reach us through our domestic radio and television receivers. Any of this information, if we need it, can then be recorded and stored for the future on audio or video magnetic discs or tape. It's all good stuff, but the news has to be found first before it can be transmitted and recorded!

## Good Advice

Many years ago, when my thoughts first turned towards buying a computer, a friend, in that high-tec industry gave the good advice: "get yourself a good magazine on the subject"! This I did and I've never regretted it. Now why didn't I think of that, especially as I had been pushing that same theme in the world of radio for ages?

If you take a look in any large newsagents, you'll see a wide variety of technical journals, for the business and home user. They cover all subjects from astronomy to the weather, and each magazine is packed with the current specialist adverts, articles and editorial comments.

For example, think of all the contemporary news and technical progress from the world of radio that's been recorded since 1932, by the editorial staff and authors of *Practical Wireless*. The same can be said over the past 60 years about other long-established publications like *Short Wave Magazine* and the original *Wireless World*.

## Article And Records

We can learn a lot today, by referring to articles written by people who were 'there at the time'. It can also be done by tracing records that were kept privately or by official departments, long before we were born.

Nowadays, it's simple to take a photograph, like the gathering storm shown in Fig. 1, and freeze that instant 'in time' for all to see in the future. However, before the advent of the camera, some 150 years ago, visual images were passed down through the ages by descriptive text, drawings, paintings and sketches.

## Weather Popular

The weather is one of the most popular scientific subjects found in early documents, letters and literature. This is because the weather, of course, has affected the lives of everyone throughout history.

Joan found a typical example of this while researching the 19th century diaries of a country Canon. On 16 July 1856, this Reverend gentleman wrote: "Last night about 11pm, we had a tremendous downfall accompanied by some continual vivid sheet lightning, which emanated from a luminous cloud moving from south to north. It lasted about half an hour".

Furthermore, these diaries revealed that around 1530 on 20 June 1858, a "terrific thunderstorm" took place. Shortly before this began, the Canon had taken his seat at London's Crystal Palace for a concert which, in addition to the stars, had a chorus of "32 men and 30 women".

He wrote "The storm of thunder interrupted the proceedings for some time, and greatly terrified the ladies who shaded their eyes from the lightning, which glanced through the glass with great effect." From this study, Joan learnt that 'electrical' storms took place on the days mentioned, and the Canon's description of the events left a

'photograph' in her mind of what happened.

## Picture Record

A picture, is therefore a record of a particular moment in time. It cannot be repeated, and is captured each time an artists paints a canvas, or a camera shutter is operated.

This same point is emphasised by three spectacular photographs of a solar event taken, over a 10-minute period, by **Cmdr Henry Hatfield** (Sevenoaks), through his spectrohelioscope, at 1221, **Fig. 2**, 1227, **Fig. 3** and 1231, **Fig. 4**, on November 30, 1889.

On the same subject, a close look at **Figs. 5** and **6** shows the interesting way in which the shape of the sunspots altered, in a relatively short time, with the rotation of the sun. To enable these drawings to be made, at 0830 on February 27 and 1145 on the 29th, respectively, **Patrick Moore** (Selsey) projected the sun's image through his telescope on to a screen.

## Monthly Observations

Before I launch into the monthly observations, it's time to pay a tribute. In the future, researchers will know a lot more about the range of solar and ionospheric activity that occurred during February 1992. This will be because of the records kept by dedicated people, about their own specific observations.

Such reports, published together in this and other scientifically-minded magazines, will show the general relationship, at that time, between sunspots and their effect on the earth and its complex atmosphere.

## Solar Reports

At his solar observatory in Bristol, **Ted Waring**, reports that during February, by using the projection method, he counted 28 and 31 sunspots on the 7th and 24th respectively. In my view, it was the activity associated with the large



**Fig. 1: A gathering storm 'frozen' in time.**





**Fig. 2.**



**Fig. 3.**



**Fig. 4.**

number of spots on the 7th, that was responsible for the extensive radio-blackout on the 9th.

The radio black-out became obvious from the 28MHz beacon logs I received from **Gordon Foote** (Didcot), **Henry Hatfield**, **Ted Owen** (Maldon), **Fred Pallant** (Storrington), **Ted Waring** and **Ford White** (Portland). The logs showed that hardly any international beacon signals were heard on that day.

Although cloud sometimes hampered his work, **Henry Hatfield** located two sunspot groups, and an active chain of spots near the west-limb at 1242 on the 15th, 2gps, 11 filaments, five small quiescent prominences and a small flare at 1005 on the 17th, 2gps, 11fs, five very small qps and two slightly active plages at 1245 on the 21st, 6gps (one very active), 24fs and 10 small qps at 1242 on the 27th and 7gps at 1302 on the 29th.

**Richard Gosnell**, (Swindon) reported a very large sunspot near the edge at 1600 on the 8th. **Tony Hopwood** (Upton-On-Severn) wrote "solar flare events" on the 1st and 27th.

In Edinburgh, **Ron Livesey**, using a 2.5in refractor telescope and a 4in projection screen, observed four active areas on the sun's disc on days 5, 6, 13, 20 and 21, 5 on the 10th, 11th and 22nd, six on the 3rd and seven on the 23rd, 26th and 28th.

**Ford White** observed two very large sunspots during the morning of the 26th, and **Henry Hatfield's** radio telescopes recorded individual bursts of solar noise, on 136MHz, on days 6, 7, 20, 21 and 23 and at 1297MHz on the 7th. **Henry** also recorded periods of continual noise, on 136MHz, on the 5th, 10th, 17th and 27th.

## Auroral Reports

**Ron Livesey**, the auroral co-ordinator for the British Astronomical Association, received visual reports for February, of 'glows' during the overnight period on the 1st, 3rd, 7th, 9th, 11th, 25th,

27th and 29th, 'ray bundles' on the 1st, 2nd, 3rd, 9th, 26th and 27th, 'active moving storm' on the 20th and 26th, 'corona' on the 20th and 26th and 'all sky' on the 2nd and 26th, at various times from observers mainly in Northern England and Scotland.

However on the 1st and 2nd reports came in from Chicago, Ottawa and North-Dakota. "A proportion of our observations come from meteorologists at airports, the weather ship *Cumulus*, the fishery protection vessels *Sulisker*, *Suliven* and *Westra* together with officers and men of the British Volunteer Observer Fleet reporting meteorological data to Bracknell," wrote **Ron**, in his monthly section report to the BAA.

**Ron** is also pleased to receive details of both optical and radio auroral observations from non-BAA sources. You can write to him at Flat 1/2, East Parkside, Edinburgh, Scotland EH16 5XJ.

Between them, **Tony Hopwood** and **Doug Smillie** (Wishaw) heard auroral reflected radio signals, at varying strengths, on days 1, 2, 3, 4, 8, 9, 10, 20 and daily from the 23rd to the 29th. **Gordon Foote** copied weak auroral warning from the German beacon DK0WCY (10.144MHz) on the 2nd and 10th.

## Magnetic Observations

Magnetic observations, come from the various types of

magnetometers used by **Tony Hopwood**, **Karl Lewis** (Saltash), **Ron Livesey**, **David Pettitt** (Carlisle) and **Doug Smillie**. Between them, they recorded magnetic storms on days 1, 2, 3, 8, 9, 20, 21, 22, 24, 25, 26, 27 and 29 and often disturbed conditions on the remaining days.

## Ionospheric Reports

Ionospheric reports start off with a look at TV! "Here's February's log, with Dubai and Iran putting in a daily appearance, on Ch.E2 (48.25MHz), via 'F2' propagation around lunch-time," wrote **TV DXer Simon Hamer** (New Radnor) on the 28th.

In addition, **Simon** identified signals from New Zealand on Ch. 1 (45.25MHz) at 0800 on the 8th and Australia on Ch. A0 (46.172MHz), China on Chs. C1 and C2 (49.75 & 57.75MHz) and Malaysia and Thailand, on Ch. E2, on the 12th.

**Bob Brooks** (Great Sutton) identified morning disturbances in the (upper) 'F2' region of the ionosphere, with his DX TV gear, almost daily between February 5 and 24. Although most of the pictures he received around Ch. E2 (48.25MHz) were distorted, smeary and unidentifiable, he did see subtitles and a caption on the 11th, a "crescent with a star" logo on the 17th and 18th and a "chess board" pattern and Arabic captions on the 20th.

**Carl Bowen** (Strelley)


reports strong, very smeary, signals on Chs. E2 and R1 between 0900 and 1000 on the 22nd and after 1000, a programme on Ch. E2, that looked like Dubai. Next day, from 0930, **Carl** reports seeing "smeary and ghosting" signals from the Far-East (possibly Malaysia) on Ch. E2.

**David Glenday** (Arbroath), saw pages of the Koran at 1420 on the 19th and **Andrew Jackson** (Birkenhead) received a test card from Iran TV on the 7th, Arabic and possibly South-American voices, below Ch. E2, on the 8th and Arabic writing early on the 22nd.


Lower down, in the 'E' region of the ionosphere, while short-lived sporadic disturbances were in progress, **Simon Hamer** received pictures from Iceland on Ch. E4 (62.25MHz), at 1230 on the 20th, and **Bob Brooks** logged test-cards from Denmark and Norway on the 20th and 24th.

**Richard Gosnell** heard multiple-echoes on the signals from Radio Norway (25.730MHz) and Deutsche Welle (25.740MHz) at 0830 and 1220 respectively on the 15th. My thanks to you all for your dedicated efforts. These detailed reports, I feel sure, will assist our new readers and the many students of propagation alike.

## Reflections



**Fig. 5:  
Sunspots, 27  
February 1992,  
0830.**



**Fig. 6:  
Sunspots, 29  
February 1992,  
1145.**



# PACKET PANORAMA

*This time round Roger Cooke G3LDI provides news on the event of the year for amateur radio teledata enthusiasts, and reports on the interesting new PAKTOR system from Germany.*

I'm pleased to report that there's now a confirmed date for the British Amateur Radio Teledata Group's 1992 Rally. This grand event is now planned for Sunday September 13.

The BARTG rally will be held at the Sandown Park Exhibition Centre, Esher, Surrey. The man to contact for further information is Peter Nichol G8VXY. His address is: 38 Mitten Avenue, Rubery, Rednal, Birmingham B45 0JB. Tel: 021-453 2676.

## Successful Rallies

Peter has organised the previous successful rallies, and tries to cater for a wide range of data interests, not just RTTY. This of course is the reason for the name change to the British Amateur Radio Teledata Group.

The 'T' originally stood for Teletype in the early days. In those days, I operated very loud and oily teleprinter machinery. But I must say that the old equipment had a charisma that doesn't seem to be shared by its electronic counterparts. Even so, I don't think I shall be changing the PC for a 7B!

## New System From Germany

I'm pleased to say that with a little help from my friends, we've got some information on the new PAKTOR system from Germany. Preparing the information was interesting! Just as Reg G8QR had almost completed a translation from the original German, for me to include in the column, Frode LA2RL made the following available! However, Reg admitted that it was good practice anyway!

The PAKTOR system has some very interesting and useful features, especially as far as h.f. working is concerned. Using MSYS, I can appreciate the variable PACLEN according to retries, but varying the baud rate in the same manner is a major change. It will be interesting to see if PAKTOR becomes popular.

## Short Description

As readers will no doubt be interested, I thought a short system description would be a good idea.



**Roger Cooke G3LDI**

Nowadays, AMTOR and PACKET RADIO (PR) have become rather popular ARQ techniques in amateur radio.

Nevertheless, concerning poor-quality channels, their performance is far from the optimum. The AMTOR system, matched to old mechanical teletype technology, represents state-of-the-art technology of some 20 years ago. This was when PR was adopted from the X.25 protocol for data exchange on high-quality telegraph lines.

For example, PACTOR (PT), was specially designed for operation in noisy and fluctuating channels. This is an improved half-duplex synchronous ARQ system combining the reliability of PR with the fixed AMTOR time frame.

## Design Considerations

Let's have a look at the principal design considerations. The PAKTOR system comprises all important AMTOR or PR (two-way) characteristics:

Fixed timing structure and full synchronism to ensure maximum speed, fast and reliable change-over/break-in, required bandwidth less than 600Hz, 100% ASCII compatible (true binary data transmission) extremely low

probability of undetected errors (16-bit CRC), independent of shift polarities, no multi-user overhead in a narrow-band channel, inexpensive hardware (Z80 single-board), high operational comfort (built-in message storage system, etc.) listen-mode (monitor), FEC-mode (CQ-transmissions, etc.).

## Novelty

As a novelty in Amateur RTTY, some additional powerful features have been realised. These include optional coherent mode, in other words, the system clocks are locked to frequency standards. (These can be, for example, DCF77, TV deflection signals and other high precision broadcasts, transmitted from Rugby MSF in UK), on-line data compression (Huffman coding), automatic speed change (100-1200Bd) without loss of synchronisation.

There is also fully acknowledged link termination (no QRT-timeout required), memory ARQ (even noisy packets can be restored).

## System Details

Now it's time to have a look at some of the system details.

**Timing:** The basic PT transmission frame is very similar to AMTOR; blocks (packets)

containing data information are acknowledged by short control signals (CS) sent out by the receiving station.

Shift levels are toggled with every cycle, in order to support memory ARQ (see below). Since the shift polarity is clearly defined at synchronisation time, any conventions concerning 'mark/space' become obsolete.

Cycle duration is 1.25s

Packets 0.96s = 192 (96) bits at 200 (100) baud

Control signals: 0.12s = 12 bits, each 10ms long

CS-receive gap: 0.29s

Change of transmission speed only alters the internal packet structure; all other timing parameters remain constant.

**Packets:** General packet structure: G/header/20 (8) data bytes at 200 (100) baud/status/CRC/CRC/. Header: This byte enables fast synchronisation and delivers auxiliary information (memory ARQ, listen mode). Data: arbitrary binary information.

**Status:** system control byte (2-bit packet number, TX-mode, break-in, request, QRT). CRC: 16-bit cyclic redundancy check based on CCITT polynomial  $X^{16}+X^{12}+X^5+1$ , calculated over the entire packet (except header).

**Control Signals (CS):** Four CS are used. As a compromise between reliability and fast detection, a CS length of 12-bit was chosen. CS1: 4D5, CS2: AB2, CS3: 34B, CS4: D2C (all hexadecimal (to base 16) numbers, l.s.b. right). The mutual Hamming distance is 8-bit, thus minimising the chance of receiving a false CS. CS1/2 and CS3/4 form symmetrical pairs (bit reverse patterns). CS1..3 have the same function as their AMTOR counterparts; CS4 serves as the speed-change control. In contrast to AMTOR, CS3 is transmitted as head portion of a special change-over packet (see below).

## Starting A Contact

When starting a PACTOR contact, the calling station ('master') sends special synchronisation packets:

/head (100bd)/..address (8 bytes,

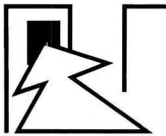


**GOLD SEAL  
BP GARAGE**

NORTH WALSHAM RD  
B1150

95 Colindeep Lane, Sprowston,  
Norwich, Norfolk NR7 8EQ.  
Open Mon - Sat 9.30 - 5.30

EDWARDS RD



SHOP OPEN  
MON-SAT 9.30-5.30



"PHONE  
US NOW FOR  
BEST PRICES"

**TEL: OR FAX: 0603 788281**

# THE SHORT WAVE

CENTRE  
NORWICH

**Do you need a scanner or receiver ?  
Do you need amateur radio equipment ?**

"Kenwood, Icom, Yaesu, Alinco, Yupiter, Aor etc"  
**But most of all do you need equipment serviced?**  
We have up to date test equipment, fully equipped  
workshop for all types of radio equipment.  
Second Hand Equipment Available, Part Exchange Welcome.

## WHAT DO YOU WANT?

LOOP ANTENNAS? *Triple A* ATU's? *Triple A*  
CSRA's? *Triple A* CAPACITORS? *Triple A*  
VFA's? *Triple A* RADIO PLAY? *Triple A*

"See us at  
NEC"

For more information and prices  
send SAE to:

**AA & A LIMITED**  
(Formerly Cap. Co. Ltd.)

Unit 28, Penley Industrial Estate,  
Penley, Wrexham, Clwyd LL13 0LQ  
Tel: 0948 74717 Fax: 0948 74728

**MAKE YOUR DAY THE TRIPLE A WAY!**

**Advanced  
Antennas &  
Ancillaries Ltd**

## MAKE YOUR INTERESTS PAY!

Over the past 100 years more than 10 million students throughout the world have found it worth their while! An ICS home-study course can help you get a better job, make more money and have more fun out of life! ICS has over 100 years experience in home-study courses and is the largest correspondence school in the world. You learn at your own pace, when and where you want under the guidance of expert 'personal' tutors. Find out how we can help YOU. Post or phone today for **FREE INFORMATION** on the course of your choice. (Tick one box only!)

Electronics	<input type="checkbox"/>	TV, Video & Hi-Fi Servicing	<input type="checkbox"/>
Basic Electronic Engineering (City & Guilds)	<input type="checkbox"/>	Refrigeration & Air Conditioning	<input type="checkbox"/>
Electrical Engineering	<input type="checkbox"/>	Car Mechanics	<input type="checkbox"/>
Electrical Contracting/Installation	<input type="checkbox"/>	Computer Programming	<input type="checkbox"/>
GCSE/GCE/SCE over 40 examination subjects to choose from			

Name \_\_\_\_\_ Address \_\_\_\_\_

**ICS**

International Correspondence Schools, Dept. EE562  
312/314 High Street, Sutton, Surrey SM1 1PR, or 041-221 7373 (24 hrs.)

## AMATEUR RADIO SOFTWARE BARGAINS!

**New pack of Shareware and Public Domain software for  
IBM-PC compatible machines now available!**

This fantastic value pack includes over 30 programs for use by Radio  
Amateurs including:

*Antenna Designers, MUF calculators, Packet Radio Software, Morse  
Code Tutors, DX Map drawing and propagation programs, Skip  
calculators, Logbook programs, Scanner database, Starcharting,  
Lunar Calculators, RTTY programs  
and lots, lots more!*

Supplied on a set of 3.5" or 5.25" disks complete with  
on-line manuals.

*The full set of programs is being offered to you at the  
special price of only*

**£9.99 including P&P and VAT!**

Kwikware also has a full Shareware catalogue available listing our library of  
over 16,000 programs!

Please call for your **FREE** catalogue disk (IBM PC compatibles only).

To order simply cut out the coupon and send it with your cheque for £9.99 to  
the address below. Please allow 7 days for delivery.

## COMPUTER SYSTEMS

*We supply a full range of high quality PC  
compatible computer systems.*

**286's from £614  
386's from £714  
486's from £1100**

*The above prices are for a full system comprising:*

**Desktop Case, 1Mb RAM, 3.5" floppy,  
40Mb hard disk, Mono VGA monitor,  
3 button mouse, MS-DOS 5.0.**

*Many more options available,  
please call for information pack.*

*All system prices exclude VAT & P+P*

Please send me the latest version of the **HAMPAK 1 Software Collection** for the IBM-PC and compatibles.

Disk size required: 5.25" ☐ 3.5" ☐

Name: \_\_\_\_\_

Address: \_\_\_\_\_

Telephone: \_\_\_\_\_

Please remember to include payment of £9.99 in the form of a cheque or postal order made payable to **KWIKWARE** - Please allow 7 days for delivery.

**KWIKWARE**  
Shareware & Public Domain

**38 Penny Meadow, Ashton-Under-Lyne, Lancashire. OL6 6HG**

Please send all orders to the address on the left. Telephone enquiries can be made on:

Tel: 061-343 4100 (10am-7pm). Fax 061-343 4093. Kwikware is open Monday-Saturday



## J. BIRKETT

### SUPPLIERS OF ELECTRONIC COMPONENTS

P.C. BOARD with 4 Variable Voltage Regulators LM317T, 1 x LM340KC12, 10,000uf 16v.w., Heat Sink, 4 x LEDs @ £1.00 (p&p £1.20).

P.C. BOARD with 2 x MJ10006, 2 x Heat Sinks, 2 x Thyristors (S.C.R.'s), 2 x High Current Diodes, 2 x Heavy Current Chokes @ £1.00 (p&p £1.50).

P.C. BOARD with 4 Infra Red Receiver and 4 Infra Red Transmitters @ 50p.

BRIDGE RECTIFIER 100 PIV 25 Amps @ £1.30.

NEW ARRIVAL of 500+500pf Air Spaced Variables small @ £3.50, 350+350pf medium size with UHF Panel attached @ £3.95.

SCREW TERMINAL ELECTROLYTICS 15,000uf 40v.w. @ 75p, 10,000uf 25v.w. @ 50p, Wire Ended 7500uf 30v.w. @ 65p.

BLINKING LEDS Red, Yellow, Green @ 65p each.

TRANSMITTING TYPE COMPRESSION TRIMMER 250 to 1000pf @ 65p.

THYRISTORS S.C.R.'s Untested 1 Amp Type @ 10 for £1, 8 Amp type @ 10 for £1.15

HIGH VOLTAGE CAPACITORS 1000pf 10k.v.w. @ 50p each, 210pf 8k.v.w. @ 50 for 60p.

CRYSTALS 10XJ type 1MHz @ £1.50, 600kHz @ £1, glass B7G 100kHz @ £1.50.

SMALL POLYCON 3 GANG VARIABLE CAPACITORS 340+340/340pf @ £1.95.

PHILLIPS R.F. POWER FET BLF244, 400MHz, 15 Watt, 24 Volt with data and circuits @ £9.95, two for £15.90.

SEALED LEAD ACID BATTERIES YUASA NP106 6 volt 10A.H. @ £4.50 (p&p £3.30) dry fit A200 208-305 8 volt 3A.H. @ £2.95 (p&p £3.30), A200 A212 305 12 volt 3A.H. @ £4.50 (p&p £3.30) nicads Varta 250DK stack of 5 (6 volt) @ 75p.

1m. APPROX. OF 50 OHM COAX with 2 N type plugs fitted @ £1.50.

HI-Q CRYSTAL FILTER type 01448 1.4MHz B.W. 2.4kHz @ £2.95.

MITSUBISHI R.F. POWER MODULE type M57710A 156MHz 12 Volt, 28 Watt with data @ £17.50.

ACCESS and BARCLAYCARDS accepted, P&P 60p under £5. Over Free. Unless otherwise stated.

C.M. HOWES KITS. Available by post and for callers.



25 The Strait  
Lincoln, LN2 1JF  
Tel: 520767

Partners J.H.Birkett  
J.L.Birkett

**AIRCRAFT RADIO ARC-44 F.M.** T/Rx covers freq. 24/51.9 Megs in 280 100Kc chan. Tx nom. 8 watts into 50 ohm for use on 26vDC nom. 5 amps. Inst. comprises T/Rx Control Box & Dynamotor unit with circs. £38, also available with 8ft. fibre glass whip Ae & Ae matching unit £54. **ACCEPTOR UNITS** made by Marconi for use with Army R234, Rx covers freq. 2/29 Megs in 4 bands with direct cal. dial as two tuned circs. per band, nom. 75 ohm in/out on 19" panel. £32. **VHF A/CX T/Rx STR-37** compact unit for use on 26v DC, covers freq. 116/135.9 in 50 Kc steps with o/p for ph or spk, tested with connec. £68. **BRIDGE CRL** Services type CT492 general purpose CRL Bridge Meter Ind. with Auto Balance portable battery operated, reqs. 9v. As 7 ranges per function decade scale meter 0 to 10 Res FSD 10 ohm to 100 Meg, Cap 10pf to 10uf, Ind 100 UH to 100 H also provision for leakage, in case size 11x9x8", tested with book. £95. **WATTMETER** CT443 Small low power absorption type w.m. for use on 50 ohm systems freq. 1 Kc to 1Gz as three ranges 100/300 Mill/W & 1 watt direct cal. meter in case 7x8x7" with front cover tested. £45. **VARIAC ASS** 240/270v 2 amp variac with both manual and motor drive 24v DC on base ass. with limit swts and clutch etc. £33. **FREQ. CONV.** Racal RA.70 converts 100 Kc O/P IF from Rx to 14KC to adapt to PV78 FSK conv. would adapt to other freqs. self-contained unit on 19" panel with valves p.u. etc with circ. £26. **SWITCH UNIT** Rotary coax swt 50 ohm T/Rx as 1 pole 6 way selection with N type sks with 1/2" shaft, some plugs with swt. £28. **ARMY Rx R234** 2/27 Megs in 25 bands large unit in 4ft rack AM/SSB/DSB/CW/FSK, further details on request. £195. **NAVY Tx** large units, 2-30 Megs, 8 bands. £125, also VLF Rx assembly 10/200 Kc, no power unit or info, £65. Both items callers.

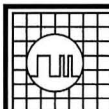
Above prices inc. carr. & VAT. Goods Ex equipment unless stated new. 2 x 24p stamps for list 49.

## A. H. SUPPLIES

Unit 12 Bankside Works,  
Darnall Road, Sheffield S9 5HA  
Phone: (0742) 444278

## SPECIAL NOTICE TO READERS

Although the proprietors and staff of *PRACTICAL WIRELESS* take reasonable precautions to protect the interests of readers by ensuring as far as practicable that advertisements in *PRACTICAL WIRELESS* are *bonafide*, the magazine and its Publishers cannot give any undertakings in respect of claims made by advertisers, whether these advertisements are printed as part of the magazine, or are in the form of inserts. While the Publishers will give whatever assistance they can to readers having complaints, under no circumstances will the magazine accept liability for non-receipt of goods ordered, or for the late delivery, or for faults in manufacture. Legal remedies are available in respect of some of these circumstances, and readers who have complaints should address them to the advertiser or should consult a local Trading Standards Office, or a Citizen's Advice Bureau, or their own solicitor.



## SUREDATA

AMSTRAD REPAIR AND SECOND USER SALES

The 3.5" internal and external drive kits to upgrade PCW 8256/8512/9512 from rapidly disappearing 3" drives are selling like hot cakes and if your want to preserve your important data I suggest you do something about it whilst you still can. Phone us for price and availability.

I now have some new PC1512/SD mono with printer at £265 including VAT and 12 month warranty, ideal system to get going on packet, so phone and put your name down for one.

Finally I am always being asked for a source of Amateur Radio software for the PCW range so if you know of one give me a call.

73 John G3TLU

## SUREDATA

TELEPHONE & FAX: 081-902 5218


SECOND USER HOTLINE: 0831 616519 (after hours)

DEPT PW, UNIT 5, STANLEY HOUSE,  
STANLEY AVENUE, WEMBLEY,  
MDDX HAD 4JB (opposite Dorothy Avenue)



**AOR (UK) Ltd.** Adam Bede High Tech Centre,  
Derby Road, Wirksworth, Derbys. DE4 4BC.  
Tel: 0629 - 825926 Fax: 0629 - 825927

A subsidiary of AOR Ltd Japan



### Radio Facsimile Terminal WX-2000

The WX-2000 is a stand alone radio/facsimile terminal designed to produce hard copy images from various facsimile services including Weather charts, Maps, News media and even Satellite pictures from NOAA, GOES and METEOR etc. The WX-2000 simply requires an audio signal from a shortwave or satellite receiver capable of receiving facsimile signals. The built-in high resolution (8 dots per mm) thermal line printer produces crisp images with high resolution. The WX-2000 is also capable of simulating grey scale which is ideal for Automatic Picture Transmission by weather satellites.

In addition to the basic functions, the WX-2000 provides full operational controls such as Auto Start, Sync, Adjustment, Position Alignment, Tuning LED etc to produce the highest quality images. The power requirement is 12 - 13.5V DC @ 3A, this makes the WX-2000 ideal for both on land and off shore applications.

Printing method: Thermal line printer 8 dots per mm

Printing scale: 2 (B/W) or 16, selectable

Paper width: A4 (210mm) x 30mm

Audio Input: FM 1900+/-400Hz 0.7V/600 OHM

AM 2400Hz 0-1V/600 OHM

Auto start: APSS type

Synchronisation: Independent type

Reception speed: 60, 90, 120 & 240 rpm, selectable

Collaboration factor: 576 or 288

Power requirements: 12 - 13.5V DC @ 3A

Size: 310mm (W) x 70mm (H) x 200mm (D)

£925.00 inc. VAT  
Full details  
available upon  
request

### TX-3 RTTY CW ASCII TRANSCEIVE

High performance, low cost. Unbeatable features. BBC, CBM64 tape £25, disc £27. SPECTRUM tape £40, +3 disc £42 inc adaptor board. VIC20 RTTY CW program tape £20. All need our TIF1 interface or a terminal unit.

### GX-2 FAX SSTV TRANSCEIVE

All modes of FAX and colour/mono SSTV. Review in July 91 Rad Com. BBC only. Complete system only £99 or £119 with FAX direct printing option.

### RX-8 MULTIMODE RECEIVE SYSTEM

Fax to screen and printer, colour SSTV, HF and VHF PACKET, RTTY, AMTOR, CW, ASCII, UoSAT. Every feature. Full disc, printer support. Review in July 91 Rad Com. BBC only. Complete system only £259. DISCOUNT for RX-4 users.

### RX-4 RTTY CW SSTV AMTOR RECEIVE

Still a best-seller. BBC, CBM64 tape £25, disc £27. VIC20 tape £25. SPECTRUM tape £40, +3 disc £42 inc adaptor board. All need our TIF1 interface. SPECTRUM software-only version £25. **TIF1 INTERFACE** for best HF & VHF performance with our software. Kit £30, ready-made and boxed £40. Only with TX-3 or RX-4 software.

### APT-1 WEATHER SATELLITE MODULE

Converts satellite signal for display on any FAX system. £59. For use with RX-8, all connections included and price only £39 if ordered at same time as RX-8.

### FAX AND WEATHER SATELLITES

Full resolution charts and greyscale pictures for any SPECTRUM computer to a dot matrix printer. FAX £80 or WX SATS £99, both £139.

Also MORSE TUTOR £8, LOGBOOK £8, RAE MATHS £8 for BBC, CBM64, VIC20, SPECTRUM. BBC LOCATOR with UK, Europe, World maps £10.

All available on disc £2 extra. Full info available on everything. Please ask.

PRICES INCLUDE VAT AND P&P BY RETURN



**technical software** (P.W.)



Fron, Upper Llandwrog, Caernarfon LL54 7RF Tel: (0286) 881886



# PACKET PANORAMA

100bd)/address (6 bytes, 200baud)/ Normally, the receiver only uses the 100-baud-section to achieve a fast synchronisation. The 200-baud-section supplies additional information about the channel quality: If it is received correctly, the first CS will be CS4, otherwise CS1 is sent.

In turn after having synchronised a CS4 or CS1, the master will continue with sending normal data packets at 200 or 100 baud, respectively. The first transmitted characters contain the 'system level number' (PACTOR software version), followed by the master address (callsign).

## Changing Direction

In a similar fashion to AMTOR, the receiving station (RX) can change the transmission direction whenever it has received a valid packet. For this purpose a special change-over packet is transmitted, starting at the CS time frame.

The transmitting station (TX) will switch to RX mode immediately after it has received the CS3 which forms the first section of the change-over packet. It then reads in the rest of that packet and transmits a CS (CS1 and CS3 = acknowledge, CS2 = reject) timed at the last three bytes of the former packet frame.

To force a break in, the TX sets the BK-status-bit (this corresponds to AMTOR '+?').

## Speed-Down

As a speed-down facility is only useful in poor conditions or at low data input rates (e.g. manual typing), both directions are treated unsymmetrically.

**Speed-down:** The RX may request speed-down after any incorrectly received packet by sending CS4, which immediately forces the TX to build up 100-baud packets (any unconfirmed 200 baud information is repeated at low speed).

**Speed-up:** Any valid packet may be confirmed with CS4, forcing a TX speed-up. In case the following high-speed-packet is not acknowledged after a number of tries, the TX will automatically perform a speed-down.

## Contact Termination

Now it's time to look at contact termination. Cutting an ARQ link inevitably leads to the problem that information has to be transmitted

without final acknowledgement.

The PT applies special QRT packets, providing an expensive but rather effective solution. These packets contain an active QRT status bit, and the RX address in byte-reverse order (low speed pattern).

If this address is found during the standby synchronisation procedure, the RX responds with a single transmission of the final CS (the timing relations before standby are stored). This method will always guarantee a well-defined QRT.

## Average Amount

Character frequency analysis of typical English or German texts, shows that the average amount of information per character does not exceed four bits. For that reason, ASCII text transmissions often carry a redundancy of 50%, which could be avoided by using a variable length code matched to the character distribution.

The most popular example of such a code is Morse. The PACTOR data compression mode applies Huffman coding with nearly optimum efficiency, yielding up to 100% speed gain. Every packet contains a compressed data string; character code lengths vary from two to 15-bits.

## Conventional

In conventional ARQ systems, the TX has to repeat a packet until it has been received completely error-free. It's evident that the probability of receiving a complete packet dramatically decreases with lower S/N ratio.

The only way to maintain the contact in that case, is to shorten packet length and/or to apply error-correcting codes. This in turn, will greatly reduce maximum traffic speed when conditions are good.

The method chosen by WAA Research Group is to sum up corresponding bit samples of subsequent packets, and to test if the mean value (reduced to a 0/1-decision) passes the CRC. To keep quantising errors small, the samples are taken from the f.s.k.-demodulator low-pass-filter output by means of an 8-bit analogue to digital converter.

Assuming white Gaussian noise, this accumulation method - also known as 'memory ARQ' - will obviously converge even at a low S/N ratio. Furthermore, since shift levels are toggled with every transmission, constant interfering signals within the receiver passband

will not affect the resulting mean value.

To prevent accumulation of old request packets, the header is inverted with every new information packet, thus serving as a RQ indicator (similarity test).

## Monitor Mode

The listen or monitor mode resembles packet radio monitoring. In this, the receiver scans for valid packets which are detected by CRC match.

This 'brute force' method was chosen in order to ensure maximum flexibility, although it consumes a considerable amount of the available c.p.u. capacity.

## Bulletin Transmissions

The CQ and bulletin transmissions are supported by means of a special non-protocol mode. Packets are transmitted with one or more repetitions; with the CS receive gap omitted.

Since the listen mode does not require synchronisation, the transmitting station possesses great freedom of selecting packet repetition rate and speed.

## Bread Board Programs

The first PACTOR programs were running on 'bread-boarded' Z80 single-board computers. These early experiments led to the development of a stand-alone 'PACTOR-Controller' with built-in modem and tuning display.

The conventional operating modes, BAUDOT and AMTOR, were added in order to maintain compatibility and (what might be more interesting) to allow easy comparisons. Assuming typical conditions, PACTOR traffic can be expected to run four times faster than over an AMTOR link.

## Development And Testing

After a long period of development and testing, the hardware for PACTOR, as presented in the German magazine *CQ-DL* (November 1990), is now available. The PACTOR Controller (PTC) consists of two boards, the main-board (100 x 160mm) and a front panel. The PTC has the following features:

\* Modes: PACTOR, AMTOR (ARQ, f.e.c., Listen), RTTY.

\* Special features of PACTOR:

Error free data transmission, four times faster than AMTOR  
Complete ASCII dataset on one level available

Memory-ARQ, bad data packages are restored

On-line data compression (Huffman Algorithm)

Automatic speed adaption depending on r.f.-conditions (100 baud, 200 baud)

Unproto mode (f.e.c.)

Listen mode (to observe PACTOR QSOs)

Identification in c.w. every seven minutes and at QRT

\* Connectors: RS232, power, transceiver

\* Power supply: 9 - 14V d.c., 200mA

\* Developed in c.m.o.s./h.c.m.o.s. technology as far as possible

\* Digital tuning control: eight l.e.d.s.

\* Comfortable status display: 12 l.e.d.s.

\* Demodulator with analogue to digital converter and switched capacitor filters

\* Easy calibration by software support

\* Lithium battery buffered realtime clock

\* Automatic Logbook function, battery buffered

\* Build in PMS system (personal mailbox), also battery buffered.

## Mode Developed

The PACTOR mode has been developed by DF4KV and DL6MAA, the whole PACTOR Group also includes DL3FCJ, DL2FAK, DLLZAM, DK5FII and DF4WC.

Ordering conditions: A PTC can be delivered completely assembled or as a kit including all parts.

PTC assembled and calibrated \$390

PTC kit including all parts \$320  
Payments are due in advance.

Address all orders to:

Dr. Thomas Rink  
Röntgenstr. 36  
6450 Hanau I  
GERMANY

I hope you found the news on PACTOR interesting, and no doubt we'll be hearing more from Germany soon.

**So, that's it for another month.**  
News, comments and pictures to  
**G3LDI @ GB7LDI, QTHR, Tel:**  
**(0508) 70278.**



## Return Of OSCAR 21

After a long absence due to lack of uplink commands, brought about by a 'strike' of the main satellite commanders, OSCAR-21 (also known as RS-14) is back on the air. The familiar sounds of the strong 145.800MHz digital telemetry, first re-appeared on March 14. The next day, this was followed by a frequency switch to 145.838MHz, after which on came the 'RUDAK' and the analogue transponder.


The transponder is extremely sensitive, and it has a very strong downlink. On test, just 100mW of 435.910MHz c.w. or s.s.b., came back as a 16dB over-the-noise signal on 145.880MHz.

The first QSO on the born-again RS-12, was made between myself and Ron Pearson G3CAG, who lives in Milton Keynes.

## Successful MIR Contacts

Many readers have reported successful speech f.m. and packet QSOs with U4MIR and U5MIR, and the mailbox aboard. John G6SVJ, wrote: "I have been very lucky, and worked both Sergei and Alexander during one pass!"

"I had a contact with Sergei on orbit 34754 at 1841UTC. My wife asked if I was going to contact them again, to which I replied that only if she could think of a good question to ask, as I don't agree with calling



# Satellite Scene

by Pat Gowen G3IOR

*This month Pat Gowen G3IOR, welcomes the return of OSCAR-21, shows a photograph taken by OSCAR-22, provides news of the latest amateur radio manned missions, OSCAR-13 DX, takes us to the RS3A command centre, and tells the truth about April's direct robot QSL story!*

them just to hear your callsign coming from MIR on every pass, giving others a chance.

I called Sergei at 2017 and got an instant reply, and said "Hi Sergei - when will Alexander be using the microphone? Over". The reply was "Sometime", but within two seconds, MIR transmitted again, "G6SVJ this is U4MIR". So commenced my first QSO with Alex!"

## Strange Articles

The strange articles about the

MIR space station printed in the British and American press such as "...a lone seriously ill cosmonaut marooned in space, in dire need of food supplies and medical assistance with no hope of relief..."

Here's another example: "... the MIR space station is falling apart due to lack of maintenance ..."

And yet another: "... secret arrangements are being made to land MIR in the USA ..." (!). These are further examples of the current spate of highly irresponsible 'journalism', intended to sell newspapers by artificially created sensationalism, rather than to inform and educate readers with the truth.

The cosmonauts, Commander Alexander Volkov (U4MIR) and Mechanic Engineer Sergei Krikalyov (U5MIR) heard from radio amateurs, the content of this 'news', and reacted with a mixture of amazement, annoyance and disbelief.

Although they have had a few problems, such as a reduction in the space walks, and other parts of their research programme including a reduction in the number of tracking ships, all was well with the crew and the station itself.

## New Crew

On March 17 at 1022, the SOYUZ-TM-14 space ferry lifted off from Baikonur. The ferry was taking the new crew, including Commander Alexander Viktorenko U9MIR, Engineer Mechanic Alexander Kalery U8MIR, and guest cosmonaut Klaus-Dietrich Flade DP0MIR into 'Mission-92'. Docking was achieved on March 19 at 1130UTC.

To go up with TM-14, the German Space Agency and DF0VR produced a digital synthesised speech system. This may either be programmed to a variety of tasks.

The synthesised system can transmit a message containing information about various amateur radio activities and experiments carried out by the crew. These can be sent from a digital memory through a beacon transmitter, or to operate as a store-and-forward speech repeater.

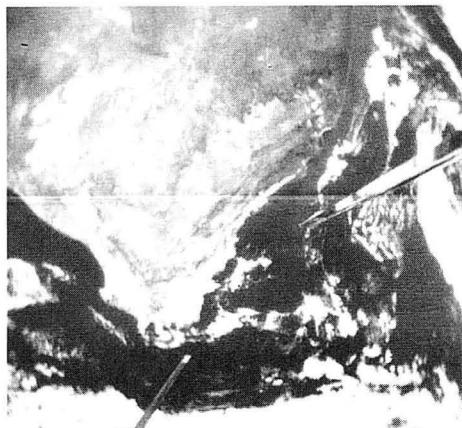
In the store-and-forward mode, the system records calling amateur f.m. stations for one minute, and in the following minute the stored data is re-transmitted through the beacon transmitter as synthesised speech. It's hoped that storage space will permit the continuity of this facility on all future missions.

After carrying out 14 experiments, Klaus DP0MIR together with Sergei U5MIR and Alex U4MIR, returned to earth in SOYUZ-TM 13. They landed safely in Kazakhstan around 0800UTC on March 25.

Following the mission, Leo UA3CR is suggesting to RSF that for posterity they retain their callsigns for terrestrial use. This would be rather in the same way that Ernst Krenkel kept his icebreaker ship's callsign 'RAEM'.

The two new 'Alex' amateurs, will remain aboard MIR until their return to earth in SOYUZ-TM 14 on 9 August 1992. Their main tasks will be to continue the series of scientific experiments, and also carry out some repair work in and on the space station.

Both the new crew have



**Fig. 1: From Dave Hulatt G4WFO of Huntingdon, comes the snap-shot of ZS-Land, taken by the charge-coupled device (c.c.d.) camera onboard OSCAR-22, alias UoSAT-5.**



**Fig. 2.**



**Fig. 3.**



**Fig. 4.**



Russian nationality, although Viktorenko was born in Kazakhstan and Kalery in Latvia.

Alex Viktorenko, who manned MIR before them from late 1989 to early 1990, only occasionally activated his callsign U9MIR on 145.550MHz f.m. Alex Kalery was very keen to join the mission. He has been waiting for his MIR trip for a very long time, having been a back-up crew member on several occasions, but without the opportunity to go to MIR.

## Next Crew

The next crew going to MIR, will be the CIS's Solovyov, Avdeyev and the visiting French cosmonaut Michel Tognini or his back-up Jean-Pierre Haignere. They are planned to be launched in SOYUZ-TM 15 on 26 July 1992.

Viktorenko and Kalery will return to earth, together with the French cosmonaut on August 9. Anatoly Solovyov worked in MIR for several months in 1990, but this mission will be Serge Avdeyev's first 'flight'.

The crew have completed their amateur radio training with UA3CR. Experiments are expected to continue with the future crews' amateur radio activities from MIR including f.m. 'phone and packet radio in the 144 to 146MHz band.

The communication specialists at the MIR Control Centre TsUP, are known to be very enthusiastic with the results of the packet radio activities of the MIR crews. As a result, they have now started to use the packet radio equipment for the data transmission link between MIR and TsUP. It's gradually replacing the old 50baud 'Stroka' RTTY equipment.


## Shuttle Missions

As I write this column, the STS-45 *Atlantis* mission manned (and womanned) by N5WQC, N5WQW, ON1AFD and Kathy Sullivan N5NYY, has been placed into a 57° inclination orbit, which takes it right over the whole of Europe.

Hopefully, many amateurs will have made effective QSOs, penetrating the huge European pile-up, on one of the four newly-planned Region 1 uplink frequencies of 144.700, 144.750, 144.800 or 144.850MHz.

## John's Delighted

John G6ZQE, of Wymondham, Norfolk, was delighted to work FO0CI, operated by Arie PA3DUU from the very rare Clipperton Island (QSL via N7QQ). He also worked VP2SE by WB6LYT and KK3K (QSL to the home call), but sadly, he missed



VP2V/KK3K.

Also on, or coming onto the satellite are other 'rarities' such as: V31DN, 3D2RR by Lew, K0RR (QSL via WB0WAO), UL/UM8MM by Vlad (QSL ES1RA) and VK9Y by VK9CK and VK9CL (QSL F6IMS). Late breaking, and updated A-O-13 DX-information, is always available from several DXers on OSCAR-13 itself on a downlink of 145.890MHz.

## New Fund

From Andre ON1AIG, comes information on the setting up of the ESDX, the European Satellite DX fund. This was founded by Jeff GW7BGA, Alec GW1MNC, Hardy DC8TS, Bernard DG6MGP, Jussi OH5LK, Frank ON1ACN and of course Andre ON1AIG himself.

The main purposes of the foundation are to provide material assistance. This will include transceivers, antennas, power supplies, linear amplifiers, pre-amplifiers and low loss feed-lines to DXpeditions operating through the satellite(s).

Additionally, the fund will sponsor air-freight for the equipment that the DXpeditions are taking with them. It will also support training for the operators going on such DXpeditions to help familiarise them with satellite operating, to supply reliable azimuth and elevation tables for the period of the operation and to handle the QSL cards.

The new fund will phase-in, and co-operate with the American Satellite DX-fund managed by John KL7GRF. However, it will mainly support DXpeditions departing from Europe, with logistics and in the field of fund raising.

Andre points out, that it will be far cheaper for European operators to send their QSL cards direct to the ESDX, rather than to a distant country.

Although the response will be far faster than via a bureau, the service is aimed at QSL cards for the expeditions that the European or American DX-fund supports. The ESDX does NOT intend to act as a bureau for day-to-day satellite QSOs.

If an s.a.e. is included, QSLs will come direct to you. If not, they'll be sent to the QSL bureau of your country, so cards, even via the bureau, will arrive much faster.

If you need more details, contact one of the founder stations




Fig. 5.

(named above) on OSCAR-13, who will be found normally on a downlink of 145.890MHz. If you wish to send your voluntary contribution in any form please address it to: European Satellite DX-fund, PO BOX 26, B-2550 Kontich, Belgium.

## Satellite Snap-Shot

From Dave Hulatt G4WFQ of Huntingdon, comes Fig. 1. This is a snap-shot of ZS-Land, taken by the charge-coupled device (c.c.d.) camera onboard OSCAR-22, alias UoSAT-5.

The image was taken at 0845UTC, on 29 February 1992 when the spacecraft was over a sub-satellite point of latitude 33° south, and longitude 22° east, just east of Cape Town.

Dave downloaded the image at his station near Huntingdon. Using software tools written by NK6K, he was able to convert the signals into a standard image format called 'GIF'.

The UoSAT-5, as it is also known, was launched on 17 July 1991. This satellite incorporates lessons learned from previous UoSAT c.c.d. experiments.

The image gathering equipment has a 110° wide-angle lens. This provides a field of view only slightly smaller than the satellite footprint itself. Resulting images measure 1600 by 1800km.

The image array itself measures 578 by 576 pixels, providing ground resolution in the order of 2km. Each pixel is eight bits, giving a black and white image with 256 levels of grey.

## Station Visit

Keen satellite enthusiast Olle Eckblom SM0KV, recently went with Leonid Labutin UA3CR to visit the RS-10/11 and RS-12/13 command station near Moscow. He kindly sent the following photographs for us all to see.

The photograph Fig. 2 shows satellite station 'head' Andy




Fig. 6.

Mirinov, demonstrating to Olle (foreground) how the system works. In the picture, looking from left to right in Fig. 3, is Andy, Olle, with Leo UA3CR explaining the logging, and Andy's helper at the station.

Shown in Fig. 4, are the same people. Leo is showing Olle some of the RS satellite photographs, that have been taken since the days of RS-1.

The photograph in Fig. 5, is a close-up view of the station's receiving and frequency measuring equipment on the left, with the main satellite command console on the right.

At the time of writing, the future of RS3A and the RS satellite programme is still uncertain.

However, one very well known amateur satellite enthusiast (who has asked to remain anonymous) has already offered a handsome sum to help to keep things going.

The photograph in Fig. 6, is Olle's shot of the *Vostok* launch vehicle, used to put the RS satellite series into space, being hoisted into place.

## Direct Card Spoof

To the many who failed to get their QSL card directly delivered from RS-12, and to the two readers who claimed to have done so, and especially to the many who spotted the give-away clues, the answer is YES, the RS-12 Robot direct QSL facility experiment was an April 1 spoof!

Sorry about that readers (He isn't really sorry readers! Editor). I just couldn't resist it! You will never believe anything I write again! However, we'll return to satellite sanity next month. It's then I'm intending to answer one of the main questions on what you need to get started on the amateur satellites.

See you next time!



People always tell me that discretion is the better part of valour. Despite this advice, I'm afraid I have never been able to hold my tongue when I thought something ought to be said!

For this reason I'm taking this opportunity to express my concern about the way our ATV hobby is going. As it happens, these concerns are not mine alone, and the same opinions have been expressed very graphically by two other amateurs. I challenge you to disagree with me, and put up a more convincing argument.

## Growing Old

We all know that amateur radio is growing old. The hobby is so old that in the United States, the highest proportion of radio amateurs are around or past retirement age. Amateur radio is not attracting young people as it used to.

With ATV, the situation is just as bad. Look at our own BATC committee. It's formed by the same 'old' people, year in, year out.

Everyone on that committee is dedicated, but we're not getting any younger. Some of us no longer even have the time to go on the air, which makes me wonder how representative we can be. Is there really no-one younger and more in touch, who would like to help make the decisions which keep our club and specialised mode going?

## Developed

Why is it, even with the technically most developed and most demanding of all the amateur radio modes, we have a struggle to attract new members? People used to blame the cost of the equipment, but now you can hardly give away used video gear. There were plenty of TV transmitters under £100 at Harlaxton last year.

**Bill WA6ITF**, thinks it's the people on ATV that are the problem. Not to put too fine a point on things, he thinks they're boring! In fact, Bill thinks ATVers are the worst advertisement for amateur television, and I think he's got a point.

In the 'olden days', any amateur who was sufficiently competent to produce and transmit real video, was considered a genius. Genuine

# FOCAL The World of ATV POINT

*In his bi-monthly view on the world of amateur TV, Andy Emmerson G8PTH takes a hard look at the hobby, and decides it's time he shared his opinions on what's wrong with the hobby. Over to you Andy!*

technical ability was required, and this earned a lot of respect, regardless of what was actually being transmitted.

Nowadays things are different. Any fool can buy a video camera and hook it up to a transmitter.

I've already said you can pick up the equipment ready-made for a song nowadays. So, nobody is going to be impressed with video for its own sake.

Yet, what do you see on ATV most of the time? A static interior of a shack, or worse still, computer graphics!

## Slide Show

If you're lucky when you're watching ATV, you'll get someone's slide show or home movies. The only snag is that you saw them last week as well. What a waste of spectrum! How can ATVers legitimately claim they are making valid use of the bandwidth?

Bill WA6ITF says: "I have to tell you that every time I bother to tune in on local ATV and see the same crapola that I have seen for the past 15 or 20 years, I can easily understand why a ATV is such a transient mode. It's attraction wears thin very quickly, and the ham who was so gung-ho in September has gone off to packet or back to his f.m. repeater by January."

## What Can Be Done?

Continuing his thoughts, Bill wrote "So, what can be done to turn this around? Here are some ways:

1. Openly solicit and print articles on basic TV production using home video gear.
2. Solicit and print articles on professional TV production: how shows are written, how to edit, proper camera and shooting technique.
3. Solicit and print articles

from those of us who produce and direct the ham videos.

4. When new ham radio-related videos come out, review them for content and interest.

5. Solicit and print articles about broadcast and film professionals who are also ATVers.

6. Consider writing and publishing an ATV show production handbook.

7. Run an annual contest for the best ATV shows - hold the ATV Emmy awards - tape around to all ATV repeaters.

8. Form a national ham radio news bureau. Solicit tape of major ham happenings and produce a monthly 10-minute video news review."

## Thousands Of Ideas

"There are probably tens of thousands of other - and maybe even better - ideas, but sitting up at 2am and with this 'flu' bug it is hard to think of them. Suffice to say that ATV can be made interesting to a lot more hams if it offers a bit more than Pete's parakeet and Mary's sewing box. Until it does, I am afraid that I, and a lot of others, will watch satellite TV instead. It's your deal, 73, Captain Betacam."

## Solitary Occupation

I find it difficult to disagree with Bill's comments. Another problem is that ATV seems to be a very solitary occupation, though that may reflect its limited appeal.

Of course, there are some excellent TV repeaters, which have been constructed by some very worthy groups of motivated people, but let's be honest, don't some of these repeaters exist in name only now?

I haven't received a report mentioning the repeaters at Bath, Hastings, Leicester,

Crawley or Stoke-on-Trent for years! Do they even exist any more?

And the problem is not confined to the UK either, as **Hans HB9SVW** from Switzerland confirms. "Team spirit is a funny thing," he says, "Everyone wants to benefit from the improved facilities of TV repeaters, but when an extra pair of hands is needed to repair them, nobody can spare the time".

"And why is it that so few people understand you cannot erect and optimise antennas by remote control from a warm parlour? All some people can do, is crack jokes over two metres".

"But now here's the most important point in my view, namely that people are generally so ignorant about the technicalities and possibilities of their chosen mode. This doesn't seem to be the case with packet radio."

## Own Experience

It was interesting to hear an opinion from Switzerland. My own experience suggests that many people in ATV do have a very good idea of what's going on inside their equipment, but not all do!

In some respects, this is the result of our own publicity ("look how easy it is to get on the air with ATV"). Manufacturers producing ready-to-run transmitters, are hardly going to say their equipment is tricky to use, even though they assume users have some basic knowledge.

I used to get very upset with the people on 430MHz a.m. who said they did not need a 'scope to detect the linearity of their signals. They would add cascade a MM 50 or 100W amplifier behind a 10 or 20W vision transmitter, and then wonder why they got worse video reports when the amplifier is switched on!

Frequency modulation on 24cm is a lot more tolerant on non-linearity, but I do wonder whether people who use unmodified satellite receivers, realise they could get far better results. Oh well!

So why are ATVers their own worst enemy? Are they really hell-bent on boring each other to death, or are they drifting from the hobby from apathy? Is anyone still reading this column, or should we pack up and admit defeat now? What do **YOU** think?



R7

# SPECIALIST ANTENNA SYSTEMS LTD

17B2

If you need an ANTENNA – give us a call – we offer the BEST CHOICE

## cushcraft

Market leaders in the U.S.A.  
High quality product range.

Best selling R5 and R7 HF Verticals. Beams from 40m to 70cm

## MIRAGE/KLM

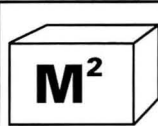
COMMUNICATIONS EQUIPMENT

Linear Amplifiers and Pre-Amplifiers.  
Beams from 80m 3-element to 70cm 30 element  
and the popular 'Oscar' Antennas.

## TELEX hy-gain

Antennas and Rotators

SEE  
US AT THE  
N.E.C.



'EGGBEATER'  
OMNIS AND  
HF/VHF/UHF  
BEAMS

DOWN EAST MICROWAVE  
23 and 13cm RX/TX KITS  
AND LOOP YAGIS



MICROPHONES, HEADSETS  
AND ELEMENTS  
THE NEW STANDARD IN  
COMMUNICATIONS AUDIO

\* MFJ \* VCI \* YAESU ROTATORS \* JAYBEAM \* REVEX \* DATONG \* MET \* DAIWA \*  
\* TONNA \* AAA (Cap. Co) A.T.U.'s \* CABLES & CONNECTORS \* MASTS & CLAMPS \*

PLEASE SEND LARGE S.A.E. FOR OUR FULL DETAILED PRICE BOOKLET



## SPECIALIST ANTENNA SYSTEMS LTD

Radfords Field, Maesbury Road, Oswestry, Shropshire SY10 8EZ  
Phone: 0691 670440 Fax: 0691 670282



## RING THE MANUFACTURER – DIRECT!



# AKD 70MHz

TRANSCEIVER  
ONLY

## £193.75

inc VAT (plus p&p £5)

Call 0438 351710

to order or for leaflet

★ **6m MODEL**  
ring for latest info

★ **2m MODEL**  
now available from stock

### ATTENTION! RAYNET & CAIRO USERS

2, 4 & 6m models now  
available, fully converted to  
CAIRO-8 standard, from  
stock! Easy to operate and  
user friendly, especially in  
emergency conditions

### £199-75

inc VAT (plus £5 p&p)

### BRIEF SPECIFICATION

- \* 20 switched channels from 70.250 to 70.500MHz (12½KHz spacing)
- \* Covers FM calling, FM, packet and Raynet channels
- \* RF output 25 and 5 watts for 13.2V supply
- \* Rx sensitivity better than 0.25µV
- \* Audio output 2 watts
- \* Packet – phone for up to date info on facilities available



# AKD

Unit 5, Parsons Green Estate  
Boulton Road, Stevenage, Herts SG1 4QG

Manufacturers of amateur radio equipment  
and the world famous TVI filters





# PW SUBSCRIBERS' CLUB


**Be sure of your copy every month and qualify for the Subscribers' Club as well. Special offers and discounts are normally available to all members, including those abroad.**

If you have a subscription, you will know all about the *Practical Wireless* Subscribers' Club. If you don't, read on! Membership is free and automatic for all subscribers, and it's our way of saying 'thank you' to all those who have enough faith in their favourite magazine to pay for it 'up front'.

This month, *Practical Wireless* Subscribers' Club members have the chance to buy an excellent 'Draper' tool kit and receive a **free copy** of our popular re-print booklet *Are The Voltages Correct?* (normal price £1.50 plus £1 postage and packing). What better combination could there be? Armed with your new tools, and the book, you can get busy on repairs! The tool kit includes the following items: A 16/18W 'Antex' soldering-iron, workshop bench soldering-iron stand, a solder-sucker, small pliers, side-cutters, electrician's screwdriver, medium sized Philip's screwdriver and solder. All these tools are stored in a 'roll-up' type carrying wallet.

As a member of the Subscribers' Club, you can get your tool kit with a **free copy** of the *Are The Voltages Correct?* for £19.95 including postage and packing (add £2 to overseas orders for despatch by surface mail).

**So, hurry and don't miss this excellent offer that will encourage you to get busy in the shack and help you to keep your tools together!**



To: PW Publishing Ltd., FREEPOST, Subscriptions Dept., Enefco House, The Quay, Poole, Dorset BH15 1PP.  
Credit Card orders taken on (0202) 665524

## SUBSCRIPTION RATES

### PRACTICAL WIRELESS 1 YEAR

- ☐ £21.00 (UK)    ☐ \$50\* (USA)  
☐ £23.00 (Europe)  
☐ £25.00 (Rest of World)

### SPECIAL JOINT SUBSCRIPTION WITH SHORT WAVE MAGAZINE. 1 YEAR.

- ☐ £36.00 (UK)    ☐ £39.00 (Europe)    ☐ £41.00 (Rest of World)    ☐ \$80\* (USA)  
\* \$ cheques only please.

Please send me.....Draper Tool Kit(s)

- ☐ @ £19.95(UK) inc. p&p.    ☐ @ £21.95 (overseas) inc. p&p.

Name .....

Address .....

.....Postcode .....

I enclose cheque/PO (Payable to PW Publishing Ltd) £.....\$.....

Charge to my Access/Visa Card the amount of £.....\$.....

Card No.

Valid from.....to.....

Signature .....Tel:.....

If you do not want to cut your copy of *PW*, a photocopy of this form is acceptable.



## BARGAIN BASEMENT

Write your advertisement in **BLOCK CAPITALS** - up to a maximum of 30 words plus 12 words for your address - and send it together with your payment of £2.35, and corner flash or subscriber despatch label to: **Donna Vincent, PW Bargain Basement, Enefco House, The Quay, Poole, Dorset BH15 1PP.**

Subscribers must include the despatch label bearing their address and subscription number to qualify for their free advert.

Advertisements from traders, apparent traders or for equipment that is illegal to possess, use or which cannot be licensed in the UK, will not be accepted.

No responsibility will be taken for errors.

**Wanted** Bandswitch for Collins S-line transmitter or crystal selector section, possibly an old rig. Can you help an invalid amateur? G. H. Read G4KCB, 2 Princes Avenue, Great Sankey, Warrington WA5 3JT. Tel: (0925) 727749.

**For Sale** Oscilloscope Advance OS1000A dual-trace 18MHz long persistence phosphor tube, little used, excellent condition, manual, viewing

hood, passive X10 kit and X1 probes - cash only, buyer collects, £150. Tel: Durham 091-386 5387.

**For Sale** ERA Microreader MkII, instructions and tape, g.w.o., £90 o.n.o. Technical RX4 TIF interface and tape for Vic 20, £50 o.n.o. Global 1000 a.t.u., £40. Alf. Tel: (0773) 520656.

**For Sale** Minimitter a.m., c.w. mobile valved transmitter with control box and inverter. Covers 1.8, 3.5 and 7MHz. Reasonable condition, £25 o.n.o. Dave Brown GWOROL, Pewarth. Tel: (0222) 708857.

**Massive Ham Shack Clearance:** Over 25 years worth of test gear, components and junk. Heathkit milli-voltmeter to Fluke DMM, Denco 1.6MHz i.f.t.s to 2114L RAMs, hi-fi gear. Send requirements and large s.a.e. for full lists to Keith Burrows, 10 Basil Street, Stockport SK4 1QL.

**For Sale** Hammarlund HQ170 receiver, £50. Trio R1000 receiver, £200. DRAE 4A power supply, £20. Hamgear PM1 preselector, £15. Crystal calibrator No. 10, £10. Wavemeter Class D, £10. G30XV, QTHR, Daventry. Tel: (0327) 702265.

**Wanted** Heathkit linear amplifier any condition considered, also SEM trans-match, KW E-Z match, KW 107 or KW109 cash waiting. Tel: (0398) 6215 anytime.

**For Sale** Realistic 2006 25-1300MHz scanner AA4 Howes active antenna, car adaptor, headphones, £250. Too complicated for o.a.p., also loop aerial system for the near deaf, £20. All boxed, mint condition. C. Yates, 63 Greenfield Road, Colwyn Bay, Clwyd LL29 7PU.

**For Sale** BBC B+ (64k), disc drive, monitor, Cirkut Wfax interface and Satpic ROM, Maplin v.h.f. satellite RX, loads of software and ROMs, etc., £250 o.n.o. Tel: (0443) 432681.

**For Sale** Kenwood TR851E all-mode mobile/base station 430MHz transceiver plus mobile mic, base station and mobile antennas, £350 o.n.o. Tel: Slough (0753) 549880 evenings.

**For Sale** IC2E + new c/case, charger, v.g.c., £115. IC2A c/case, g/ccond, £85. Bearcat BC50XL, as

new, boxed, £65. Siemens 80col inkjet printer, Epson/IBM emulation v.g.c., £75, for all o.n.o. Peter. Tel: 081-804 4565 after 6pm.

**For Sale** Lowe HF-225 0-30MHz receiver fitted f.m., i.s.b., u.s.b. and synchronus a.m. Excellent condition, £300 with free AN1 active antenna, may take scanner in part exchange. Also 144MHz conv and 50MHz conv wanted. Tel: Derby (0332) 372696.

**Wanted** Circuit or any information on the Codar Multi 6 receiver. Could photostat and return any information. E. Rowe, 11 Thornstone Drive, Irby, Wirral, Merseyside L61 4XR.

**For Sale** HF5B Butternut 2ele beam complete with rotator £150. SEM QRM eliminator MkII, £45. Yaesu MD1B8 desk mic, £45. Super-scaf switched capacity audio filter, £35. Atari 520ST computer complete with. Hi-res mono monitor, £175. Peter G3HEE. Tel: (0780) 55001.

**For Sale** Kenwood TL-922 h.f. linear 2kW out absolutely brand new/unused, £1150. Butternut HF6V h.f. vertical antenna brand new, £135. Paul G4XHF. Tel: (0293) 515201.

**For Sale** Racal RA17L h.f. receiver, £175 o.n.o. G6WVDF, Bicester, Oxon. Tel: (0869) 244798.

**For Sale** RTTY, Morse, s.s.t.v. & FAX decoder for Spectrum+2 includes hand-books by J & P Electronics, £60 o.n.o. + p&p. GP-50s Seikosha for same computer, £50 o.n.o. + p&p. Dewsbury Super-Tuta plus to teach you Morse with Keyer. Tel: (0432) 276545.

**For Sale** Sommerkamp FL200B transmitter a.m./c.w./s.s.b. 240W p.e.p complete with lead, mic and handbook. Covers bands 3.5, 7, 14, 21 and 28MHz, £80 o.n.o. Tel: Wimborne (0202) 887721.

**For Sale** 'Tiny Two' TNC boxed with manual and leads, £120. John G1WSN. Tel: (0860) 709306.

**For Sale** Yaesu FT-707 h.f. transceiver with c.w. filter plus Yaesu FP-707 p.s.u. and Yaesu FTV-107R transverter with 144MHz module, all in good condition, £495. Dave GW6UXT. Tel: (0654) 710382.

**For Sale** Kenwood TS-680S transceiver 1.8-30MHz receive 0.1-30MHz, 50-54MHz, 12 months old, boxed with instructions, £620 mint. Icom IC-290E transceiver 144MHz multi-mode, instructions, £210 mint. Peter, Manchester. Tel: 061-998 1038 after 6.30pm.

**For Sale** AOR 2000 (Aug 91) scanner 500kHz-1.3GHz, p.s.u. mains, soft leather case, plus p.s.u. 101 unit, £220. Mint condition. Tel: (0803) 851506.

**For Sale** Welz dummy load, CT530 with coaxial termination. Rating power 100W average, 500W 25% duty, includes blower, £50 o.n.o., buyer collects. Dave G0IGE, Nr. Esher, Surrey. Tel: 081-398 5696 anytime.

**For Sale** Yaesu FRG-7700 general coverage receiver, 0-30 MHz, v.g.c. buyer collects, £200. Tel: Kent (0303) 872060.

**For Sale** Yaesu FT-411 144MHz hand-held with 600mAh NiCad pack and 6xAA battery case, £175. Sony ICF2001D HFRX, fitted with Murata CFM 455J1 2.6kHz filter. Complete with AN1 active antenna, £175. Andy G1JVY. Tel: (0462) 816610 after 5.30pm.

**For Sale** Multiplex 386SX IBM compatible PC plus star printer, scanner, mouse and 14in SVGA, all software, unwanted gift, £1200 o.n.o. Will deliver, possible part exchange TS-120 or similar. Mr Vickers. Tel: (0293) 611867.

**For Sale** FT-790 mark one. FL-7010 matching p.a., case, strap, NiCads, rubber duck, mint condition, £270. Only used as home base. Job loss possible, forces sale. G0JAU, 25 Woodend, Banbury, Oxon OX16 9ST. Tel: (0225) 250169.

# SPECIAL OFFER

Ferrell's Confidential Frequency List - Eighth Edition  
Compiled by Geoff Halligey

The Eighth Edition of the popular *Ferrell's Confidential Frequency List* has been extensively revised to take account of the many changes that have taken place in the last few years. Many of these changes result from the recent political events that have so dramatically changed the maps of Eastern Europe and the former Soviet Union. There has also been a big change round in the marine frequency allocations. Ferrell's has also changed its format dramatically to ensure that it keeps up with events and to meet the demands of its users.

The most noticeable change has been to the overall presentation, switching from the original perfect bound, soft-covered book to a much easier to use spiral bound format that allows any of the 544 pages to lay flat open on the desk or be turned under to present a single page to view.

Complete coverage of the h.f. spectrum from 1.605 to 28.000MHz is now provided with only broadcast, amateur bands and unidentifiable c.w. stations, using irregular or no call signs at all, left out. A reverse frequency listing is also now provided showing every known frequency against each call sign.

This is a book that the listener cannot afford to be without and our Special Offer will enable you to get your copy, not only early, but at an advantageous price.

**Save £4**  
**Special Offer Price**  
**UK £14.95 post free**  
**Overseas £15.95 inc. surface post.**  
**Normal PW Book Service Price £18.95 inc. P&P**

## HOW TO ORDER

Complete **both** coupons, in **ink**, giving your **name and address clearly in block capitals**. Coupon (2) will be used as the address label to despatch your book to you. Send the coupons, with your cheque, to: PW Special Offer (June), FREEPOST, Enefco House, The Quay, Poole, Dorset BH15 1PP. If you wish to pay by credit card (Access, Mastercard, Eurocard or Visa only), please fill in your card details and sign the coupon where indicated.

(1)  
**To: Practical Wireless Special Offer (June), FREEPOST, Enefco House, The Quay, Poole, Dorset BH15 1PP**  
**Please send me .....Ferrell's Confidential Frequency List(s) @ £14.95 each post free.**

Name .....

Address .....

Postcode .....

I enclose cheque/PO (Payable to PW Publishing Ltd) £.....

Charge to my Access/Visa Card the amount of £.....

Card No.

Valid from.....to.....

Signature .....

Tel: .....

(2)  
Name .....

Address .....

Postcode .....

If you do not want to take your copy of *PW*, you **must** send the Book Special Offer flash from the top of this page along with a photocopy of the form.

**Offer closes 11 June 1992.**

PW Publishing Ltd., Poole, Dorset (Reg. No. 1980539, England)



# Back-Scatter

## HF Bands

Reports to  
Paul Essery GW3KFE

287 Heol-y-Coleg, Vaynor, Newtown, Powys SY16 1RA

I must send a great big thank you to all those valuable bulletins for their information, including: *Contest Calendar*, *DXNS*, *TDXB*, *The Canadian Amateur*, *The DX Magazine*; also to those who responded to my anguished cry for early letters, because of a shorter deadline this issue.

### Novices

As I'm writing this month's offering, another group of novices are awaiting their exam results, including our first local batch. Please remember your own 'New Chum' days, and give the novice lads and lasses a shout if you hear them, whether at h.f. or v.h.f. They are the DXers of the future!

### Conditions

When it comes to conditions, it was an odd sort of month. I find it doubly irritating when I switch the rig on, and find that the bands are all on the go, only to lose everything under that familiar S8 roar of rain static. However, on the other hand your letters indicate that overall, things weren't too bad at all.

The Awards Manager of the UK Six Metre Group wrote to advise me of the Summer Sporadic-E Contest on June 6. Throughout the 24 hours (UTC) of this date, get on the band and work two-way, or if countries not having 50MHz allocated are about, you can work them cross-band!

Observe your licence conditions, and if the QSO is Eu-Eu, then keep out of the 'DX window' between 50.110 and 50.130MHz. Exchange, callsign, RS (T), membership number if you have one, and Maidenhead Locator (only four digits required); no serial numbers.

Score one point per contact, plus one more point if the other station is a UKSMG member. Multiply the sum of these, by the sum of the total number of countries and the total number of squares. One contact can count for both a country and a square.

Any reasonable log will be accepted, but the official log sheets are preferred. They are obtainable by sending a large s.a.e. to Maureen Wright GW8ZCP, 6 Cwm Eithin, Wrexham, Clwyd, Wales LL12 8JY. Please post completed entries no later than July 8, to the same address.

When it comes to awards time, there's the G8VR Cup for the UK winner, and a goblet for the 'Rest of

the World' winner. There are also certificates to runners-up and section winners.

Categories are: Single-op fixed stations, s.w.l., and 'all others' including portable and multi-op.

### Islands On Air

Islands on the air chasers will be pleased to know that W1/G4DZC, KC1YR, KA1USL and N1BRM will be on Nantucket Island, N446 Massachusetts Group, over the weekend of May 29/31. Activity on the h.f. bands, 50MHz, and 144MHz, though the latter hardly concerns us!

The Aves and Clipperton activities seem to have pleased lots of people and provided many operators with a new one. A big thanks for putting them on the air, and everyone should be pleased at the group's efforts.

### The 14MHz Band

For a change, let's make a start this time with 14MHz - the band where it is all said to happen! Leading off is **Don GM3JDR**, in Aukengill, who wrote that the band wasn't used all that much but DU3HF, 4K3/UW10G and VK6VK were duly booked in on c.w.

I've got a first report from **Dechlan EI9HQ**, in Co Dublin. Dechlan passed his test on February 14, and had just three weeks on the band, with 25W and c.w. only for the first year. On 14MHz he worked IK0PRG, SM6MDX, DL2JX, LA5UK, UV3QU, OH5N0, EA3GGG and OK1AQN.

In Stevenage, **Angie G0HGA** used 5W during the ARRL DX CWV contest to work a string of US states, while outside this and with normal power output, NK2U, WA6AJB, N9SW, W9AND/4, WG3U, UL2TB, VE1CH and 5A7LB were all raised on the key.

Another one to play the low-power game is **Leighton GW0LBI** in Trelewis. Leighton stuck to his key and was rewarded by VE0MMZ/W4, W3GG, KG1G, KF8QE, plus milliwatt contacts with GM3XUW and YU7BCH.

Over the water now to **Mervyn G10PML** in Ballymena. Mervyn has some very pertinent comments when he notes that while his contacts may seem mundane to many, he runs low - or very low - power most of the time.

In addition, Mervyn has been dipping his feet into the c.w. waters and finding it great fun. The 14MHz

list includes OK1BLC, SM5CBC, SM3AKG, DL40BJ, DL2DRR, ES1ED, ON5NI, CU2QN, DK5TM, DL9GUN, HB9LI, IK20AH, DL1BS, RX3ADI, UZ4FXI, OE5UKU, SP7BCA, IK2OCJ, EA1BSU, I5NZR, UT4JWJ. Turning to s.s.b. we find Y55PG, RX3ADI, LA5GC, CQ0VY, UZ4FXI, GM3FJA, YL2KF, SP7HIW, YT2MZ, DL0EH, IK6QRH, UB4CG, HX3LY, FF1IPA, RW3PW, ON4VT, EI2HI, GW3FDK, SM3AT, FE5TI, SM5GA, SM0KER, DL7VCW, LY3BA, LY2ZO, UA6JD and RB5GI.

Just nicely in time, the letter from **Pat ON7PQ** in Kortrijk; Pat keyed with VK4WUU, FG/DK7UY, YX0AI, KC6/WV5S, JW0GB, KC6VV, FK8FS/50USA, 6W6JX, FK8FG, VP2MAX, FS4PL, C56/GM3YOR, KC6VV again, 9J2SZ, BY4W, KK6RT/KH0N, F00CI and HK0NAF.

Now I turn to the 'sideband king', namely **Don G3NOF** in Yeovil. Don spoke to C31SD, HS1CHB, HZ1MM, KC600, IL7BY, N9MDW/5N6, T30A, UJ8JJ, V73AZ, V85KGP, YB0HX, YX0AI, 5H3DC and 9M2BA, all worked between 1600 and 1900Z.

It was sideband this month too, for **Mary G0NZA**, in Kirkby-in-Ashfield. Mary worked 3A2LU, VK6NC, VP2E/P/DK7UY, VK4WUU on Bribeil Is, IOTA OC 137, QSL via DF2UU, SV8/SM0TXM (Paros Is, EU 067), VP2M/G4KTP, VK3AQI, VK3ANT and NP4RC.

**Ted G2HKU** is, as he puts it, not back to S9 yet, but he progresses. To prove it, he picked up the microphone and raised VU2JJQ, 9K2RA/NLD, 9K2US/NLD, 9K2JH/NLD and 9V1XQ. The /NLD was a suffix for National Liberation Day.

### New Chums

**Don't forget we were all 'New Chums' once!** Dechlan EI9HQ, our new correspondent is still in the 'New Chum' stage. Unfortunately, he's finding it hard going when people come back to him **too fast** on the key.

Please give the newcomers a chance, after all, it's pure bad manners to go back to a 12 words per minute, signal at 25w.p.m. Anyway, a little courtesy never hurt anyone!

### The 7MHz Band

Some love 7MHz, some hate it! Don GM3JDR likes it, and to prove it he keyed with ZL2RA, ZL3ABV, ZL2UV, ZL1AZE, VK3YD, VK3BYE, VK7RQ, J37M, H18A, JW0C, 3X0HNU, CX1BBL, UW1ZC/JW, EM3W, C08RCD, CM2AF, C02MA, C02VG,

GW3INW/HK3, UZ0AB, UA0JB, UA9JJX, PY6X0, PY1WAS, PR7P0, PU2FON, PY8AQL, PY4ZO, PY8RR, PY1AIM, PY1BYK, PY1SA, PY7MG, PY1DZV, PP5MN, 9N1MM, 9N1HMB, YV5CBJ, J79DX, VP2EY, LU1EPQ, LU2BRG, YV4AU, T14CF, 0A4AMM, 4K4/UA1ZFQ, K6GWN, K7LJ, N7MC, K7ABV, K6DC, K6RK, W6JZH, WA6BMB, K6RG, K6DT, K7R0, N6TV; all the Ws by long path, 1400-1500UTC.

Dechlan EI9HQ tried it out, and keyed with NV7N/MM, G3UEH and FB1SZ.

Next **Angie G0HGA**; who is another c.w. addict, and the mode netted her PY1CE, WA1FXB, VP2V/W2GUP, A92DQ and UA9JJX.

The key is the only mode at Pat ON7PQ, where 7MHz yielded YX0AI, PA0CXC/ST0, K6/WV5S, XE1/JA1QXY, C56/GM3YOR, FY5FY, A41JZ, T12CCC, JT1CS, FM5BH, VP5/KD6WW and AP/WA2WYR.

Although he made only one contact, **John G3BDQ** is still cross about the band! He heard the Clipperton expedition on c.w., here on the evening of March 6 but couldn't hook them. If you must have a 'gotaway', do it in style seems the principle here! However, YS1AG was a new country for this band.

As for Mervyn at G10PML, his QRP rig - sometimes as low as 10mW - was tried in both modes on 7MHz, and the signal was shown to be covering the whole of UK and Europe nicely. It's a pity that although Mervyn mentions his inverted-V for 21MHz is in the loft, he doesn't say what he has for the other bands.

From Worcester Park in Surrey, **Eric G0KRT** runs a Lake DTR-7 at about the 1W level, a Lake TU2 a.t.u., 26m top and either a quarter-wave or a 5m counterpoise. This very basic set-up managed ON4KAR, GD0LQE, DF7EU, DL1TP, DL0EBV, DL2MAG, DL2XW, DL3YD, DL5IAH, F1JGA, F6ACD, EC1DGG, IK2ERA, IK2SHA, IK3EDT, IN3MTA, OZ2JI, PA3FSY, SM6DGE, OK1JJF, UA9CM, UA9BN, UB5RJ, UC1WWW, UC2OAZ and YL2UZ. Interestingly enough, whatever was worked with the quarter-wave counterpoise was equaled by the 5m version, which is intriguing.

As for Ted G2HKU, he keyed with EA6ZY, UH8EA and ZA1TAJ.

### The 1.8MHz Band


Not a lot in the way of reports on 1.8MHz this time around. John G3BDQ seems to have more or less deserted the ship, though he did try



# DEWSBURY ELECTRONICS


## SUPA-TUTA

To teach you  
morse  
quickly  
**£69.95**




## SUPA-TUTA PLUS

To teach you  
morse with  
keyer  
**£75.00**



## SUPA-KEYA

The most  
friendly keyer  
around  
**£99.95**



## PRICE LIST

Bencher BY-1 Black Base .....	£59.95
Bencher BY-2 Chrome Base .....	£69.95
Vibroplex Original Deluxe .....	£96.88
Vibroplex Iambic Deluxe .....	£90.89
Star Masterkey MkII .....	£59.95
CMOS Memory Keyer .....	£95.00
Easy Reader DM-1000 .....	£199.95

## SUPA-TUNA

Makes selecting  
frequencies  
easier  
**£67.50**



Post & Packing £3.50  
VAT included on all items at 17.5%

Stockists of DLAWA - VIBROPLEX - ICOM -  
YAESU - KENWOOD - JRC - WAVECOM

**DEWSBURY ELECTRONICS,**  
176 LOWER HIGH STREET,  
STOURBRIDGE,  
WEST MIDLANDS DY8 1TG  
Tel: (0384) 390063/371228  
Fax: (0384) 371228



# KENPRO HANDHELDS

TWO JAPANESE HANDHELDS THAT  
REPRESENT OUTSTANDING VALUE  
FOR MONEY, IDEAL FOR -

- ☐ Packet Radio Operation
- ☐ The Novice Licence Holder
- ☐ VHF or UHF Repeater Operation
- ☐ Point-to-point Communications



### KT-44 70 CM HANDHELD

- ☐ Covers the full 70cm Amateur Band
- ☐ UK repeater operation with 1.6 MHz offset and 1750 KHz tone burst
- ☐ Excellent transmit and receive audio quality
- ☐ 1 Watt RF output high power 150 mW RF output low power
- ☐ Supplied with UK battery charger
- ☐ 1 year full guarantee ..... **£159**

### KT-22 2 MTR HANDHELD

- This has become one of our most popular handhelds - one of the lowest cost handhelds on the market, yet it's Japanese manufacture ensures superb performance.
- ☐ Covers the full 2 mtr band
  - ☐ UK repeater operation with 600 KHz offset and tone burst
  - ☐ 1.5W (high) 150 mW (low) RF output
  - ☐ Supplied with UK charger
  - ☐ 1 year full guarantee.. **£149**

WE CARRY HUGE STOCKS OF  
AMATEUR RADIO, SHORTWAVE AND  
SCANNING RECEIVERS.  
TOP PRICES PAID FOR USED EQUIPMENT.

GENEROUS PART EXCHANGE ON YOUR OLD EQUIPMENT.  
**HERE IS A SMALL SELECTION OF OUR USED EQUIPMENT**  
- ALL FULLY GUARANTEED!

**FT-790.** 70cms portable all mode. v.g.c. including carry case. **£325**  
**Alinco DJ-F1E.** Hand-held. As new, boxed save **£40.** **£199**  
**Yaesu FRG7 receiver.** v.g.c. ideal beginner receiver. **£175**  
**Datone morse tutor.** Get your 'A' license. **£40**  
**CT1600.** 2M reconditioned. Hand-held thumbwheel frequency control. **£125**  
**Realistic Pro37.** 200 channel hand-held scanner, as new. **£175**  
**Fairmate HP200E.** All boxed comes with manuals. Up to 1300MHz cont. **£199**  
**Sony Air 7.** Hand-held airband receiver, offers around. **£185**  
**Nevada MS1000.** Base/mobile scanner. Excellent condition, guarantee. **£215**  
**Regency 7000.** Base/mobile scanner. Very sensitive radio. **£215**  
**Fairmate HP2000.** 'The ultimate' in hand-held scanners full 1000 memories, v.g.c. but tatty box. **£215**  
**AOR AR3000A.** The best base station scanner money can buy. All mode 150kHz-2.1GHz. Ex-demo model. **£699**  
**Yaesu FT-747GX.** Bankrupt stock. Boxed HF rig. **£450**

**Yaesu FR101 receiver.** c/w ext. Spkr ham bands only. Excellent condition. **£275**  
**Trio R1000 S/W receiver.** Digital display with timer. Very clean. **£350**  
**Yaesu FT-26.** 2m hand-held. Boxed immaculate condition. Save **£50.** **£199**  
**Kenwood TM741E tribander.** Fitted 6m. Save **£158.** only **£816**  
**Trio TR2300.** 2M port-a-pack. 1 watt output. comes with ni-cads and charger. **£117**  
**Sony ICF2001D receiver.** Guaranteed. Clean model. **£185**  
**Trio R2000 Rx.** Good middle of the road receiver. Average condition. **£450**  
**Icom R72.** General coverage RX almost new still under guarantee. Bargain. **£500**  
**Tokyo Hy-Power HT115.** 15m SSB mobile rig. v.g.c. boxed. **£225**  
**Delta one 934MHz transceiver.** 1 years guarantee. reconditioned model, v.g.c. **£299**  
**VT125.** Airband pocket receiver. Excellent receiver. **£99**  
**Yaesu FRG7.** Good old faithful receiver. Still going! **£175**

**NOW AVAILABLE OUR NEW 72 PAGE  
COLOUR CATALOGUE - JUST £2!!!**

## NEVADA COMMUNICATIONS

189 London Rd, Portsmouth PO2 9AE. Fax 0705 690626

**HOTLINE 0705 662145**  
USE YOUR CREDIT CARD FOR SAME DAY DESPATCH



# Back-Scatter

a bit of s.s.b. for I3QJZ, IR4T, IK5EPU, OK1DXS, HB9JAP, OE2FBN, EA3ALD, EA3CWK, U22FWA, UB3IDX and IV3PRK.

A new reporter is **Martin GW00UV** in Trelewis, where he sits on 1960kHz with some 61m of wire and an FT101E. Martin made contacts with G3JJA, G3YXM/M, G3AZT, G2FFN, G4ERM, HB9JAP, G4VQH, G4ERM, DL7UCW in Berlin, GM4JEC in Orkney, GM0JFB, GM0HIG, G0NEV and G0HND, all one assumes on s.s.b.

Also in Trelewis is Leighton GW0LBI who also has a 61m wire for this band, but put c.w. into it to raise EA3KU, GD4BEG, G4DBN, DJ8WL, plus s.s.b. to DL7UCW, EI9FK and HB9CXZ.

Finally for this area, Angie G0HGA has a 'nil' report, and there's only me who managed to miss every one of my skeds on the band!

## The 3.5MHz Band

Ladies first this time, as we look at the 3.5MHz band. Angie at G0HGA raised UL7JW, UA9CM, Europeans, and W10X at 0020z, for a 579 during the big aurora on the 21st.

Still sticking with the low-power, Leighton GW0LBI notes that he keyed with GM4EWM (who was also QRP) G0GZN and PB0ALG.

From Kortrijk, Pat ON7PQ baited his hook with dits and dahs to put the following into his keep-net: KP2J, VK5AFO, J37M, TI4SU, YX0AI, UA1A/NT2X, PA0CXC/ST0, 6W6JX, 8P9DX, JJ1VKL/4S7, 9M2AX, VE6SV, H18A, PJ9JT, VK6HD, 7P8DX and 9K2ZZ.

On to GM3JDR, who raised JA7IUJ, JA1CGM by long path, J79DX, W5QN, WB4FDT/5, PJ2AM, C08DY and OX3CS.

## The WARC Bands

We'll soon have to think of a new name for the WARC bands! For a starter, **Vince 9H1IP** (M'Scala, Malta), who used sideband to find (18MHz) K6SMF, VP5/KF80Y, FS/JE2HCJ, ZL2AAG, AC8W/AH0 (Saipan), ISOPFD, C08LY, YV3AZC, J8/G0OPX, 4U1ITU, FK8GK and YX0AI, while on 24MHz the net closed around V27A, FS/JE2HCJ, UI8QU, VP2EST, CP1FQ, XE1ENK at 2300z, HK0/HK5JPS (San Andres), VK9XN (Christmas Island), 9M2AX, 7Q7XX, C08LY and YX0AI for Aves.

A late letter from **Andrew G3VWC** in Bath indicates he is keeping Prof Murphy at bay, so has been able to key with VK7AAQ, ZC4CZ, KL7U, WN3T, EA8AF and RA9MQ.

**Mike G0KDZ** (Thirsk) sticks to 10MHz c.w. and notes that in the couple of weeks before his letter conditions had been superb, with rows of USA stations to be worked, and marked sleep deprivation as a result! Mike raised replies from J8/G0GPX, ZL4HB, VQ9RS, V2/VE5ERA, C06CG, UJ8S, JA0AWF, JJ1LGW, FY5YP, 4K2CC, 4K2MAL, OY9JD, K6VX, W7ZQ, W7EXR, W7VY, U0AG, 8P9DX and K6XT.

For Don G3NOF the month was memorable in that the F00CI Clipperton expedition failed in the last gap to give him a 'full house' of current DXCC countries.

On 18MHz there were F00CI, YX0AI for Aves and 3D2AG for Rotuma, while on 24MHz we see EA9UA, FR5ZU/T (Tromelin), HK6HFY, ISOPFD, J42MAC (=SV), KC7BL (Nevada), O60MMH, P40MR, S79KMB, T77C, UH8EA, UM8MBA, VE7IM, VK6AZL, VP2EST, VS6CT, XE/DJ60V, XX9AW, YB2ARO, YB0WWL, Y11AZ, Y11RM, YX0AI, Z21HJ, 4J7GWW, 6Y5EW, 6Y5/K6JAH, 7Q7XX, 7X2DG and 9M2AX.

It was sideband again for Mary G0NZA, who mentions 18MHz with KL7TC, CN8FR, ZL2APW and VK4CRR.

This month, Ted G2HKU was caught in the act of having a sideband contact with VG3XN on 24MHz! His conscience must have pricked him, because he went on to complete c.w. QSOs with YX0AI, ZD8OK, WA9ESX, N6AW, N4UB, VU2MIR, 7Q7XX, 9K2MU/NLD, FS4PL, YL2MR, 9M2AX, 8P6DX, V2/VE5ERA, ZA1TAE, W7ULC, VC3XN, K1ZZ/EA7 and K2MGR, before shifting to 18MHz for 5H3RA, W2CY and 7Q7XX.

Sideband was the preferred mode at John G3BDQ's on 18MHz for DU1AK, and on 24MHz for DU1AK, P3QJE, VK9XN, 9M2AX, TA1AL, UA0FF (Sakhalin), many JA stations, UA0AXX for Vladivostok, 4K2CC (Franz Josef), XX9AW (Macau), Z21HJ, EA9TL and PJ8AD on Saba Is.

On 18MHz, Martin GW00UV has a 5/8 wave vertical, with which he raised W5SAL K1IED, CE0YFL (Easter Island), E1P/DJ60V, K3LGC and Europeans.

From Trelewis, Leighton GW0LBI

tried low-powered c.w. 10MHz netted him DL4BCD, SP2JS, OK2PSJ and W4FG0, while 18MHz provided the path to HB9LO and OE3SIW.

Bringing up the rear of the WARC file, Pat ON7PQ tried 24MHz c.w. for JAs assorted and including JA8AQ, HL2KTX, V2/VE5ERA, FG/DK7UY, YX0AI, HF0POL, 7Q7RM, ZP6CW, ZD8OK, XE1/AA6R, FR5GG, J8/G0GPX, C02VG, OX3XR, VS6GA, 9M2AX, VP5/KD6WW, VK9NS, 9Y4KB, 7Q7XX and FS4PL; 18MHz for CE8IVH, KH6CD, V2/VE5ERA, C08LY, 9K2MU, HC5AI, YX0AI, VP5/KD6WW, PA0CXC/ST0, KL7HF, HC7SK, 4K2CC, OA4AMM, 3B8FG, VK9NS, 3B8FR, 5N0SKO, VP2V/W2GUP, KP2J, 9Y4KB and ZC4ZC. On 10MHz we see Z21HS, 5V7JG, V2/VE5ERA, J37M, YX0AI, K1DQV/KP2, 7Q7XX, VQ9RS, PA0CXC/ST0, XE2/K7GE, XE1/JA10XY, J8/G0GPX, KP2/KA5Q, 7P8SR, FM5BH, 9K2MU, ZD8LI, JJ1VKL/4S7, VP5/KD6WW and AP2/WA2WYR.

## The 21 And 28MHz Band

I've only just got room for the 21 and 28MHz reports! Andrew G3VWC keyed with W7CF (Utah), W0ZZ/6, U050GQ, VE5GL, W7FVR and AC4LU all on 28MHz.

On 28MHz, Dechlan EI9HQ offers IK1S1J, SV2BFL, OH6LVP, RA1WF and SM4BEI; as for 21MHz, Dechlan connected with DH0SBN, YU2LP, IK4RSQ, OZ7MJ, HB9BIU, KA2DUM, KD4JPA, WB1C, WB0OUV, WN2A, K9QYC, K9PDW and NR0U.

Leighton GW0LBI, keyed with IT9ZAM, RA3RFH, UA1AAH on 21MHz, while on 28MHz the tally added OK2BMA, UA6AQK, W1EF, K2ONP, OG3TZ, W80A and KB1FK. All with 5W or less.

Yet more c.w., this time from Pat ON7PQ, who notes (28MHz) VK9XM, YX0AI, HF0POL, C56/GM3YOR, F00CI (Clipperton), VP2V/VE4GV, VP5V, JX3P and 3X0HNU; on 21 we find J37M, YX0AI, KC6GG, 9X5HG, FR5DD, FS4PL, HF0POL, 9J2SZ, C56/GM3YOR, HS0AC, 9K2ZR, 3B8FG, J39GH and HK6CD.

The mike at John G3BDQ managed on 21MHz JX9EHA, but on 28MHz it accounted for AP2MYC, AP2JZB, 7Q7XX, A71BY, RH0Y, TA5C, VP25EBN (Anguilla) and 9K2ZC; the key on 28MHz dealt with C56/GM3YOR and on 21MHz VP2ES, 4K3/UA9XLZ, VK9XM and 4J4GMK.

Ted G2HKU went on 21MHz c.w. for C56/GM3YOR, 4J4GMK (Mali Vysotskij Is), UL8LWA, TU4SR and UA9KQD; but on 28MHz the key worked on PQ8/PP5IW, W3ARK, J7/DL6LAU, 8P6BX, EX3T, W0UN, K3ZO, K1AR, K3LR, K1ST, W3LPL, K4XS, N4RJ, K5MA and K2LE/1; sideband for 9H4CM and ES5MC.

Mary G0NZA found an interesting one on 28MHz when she spoke to VE1RCAF/AM, and followed with JH6CDI, J7WFD, UA0FF (Sakhalin), UA0CIE, PY1FC, 9K2ZZ/NLD, 7X2VLK, 9L3BM (a YL) and V47ITU.

I turn now to Don G3NOF, who went on 21MHz for FF6SMN, FF0XX, F00CI, HZ1AB, N6AV, NH6GC, ST0YD, V85KGP, W6FOZ who was QRP, YX0AI, ZF2ND, ZF2RT/ZF8, 3D2AG (Rotuma), 4K2CC, 5T5CJ, 7L1WII and 7Q7RM; on 28MHz he contacted AP2MYC, HC8K, HK3MAE, N7QQ/MM (The Clipperton crew en route), V2/VE5ERA, V47ITU, VE7BLA, W0CP, ZX0MXK (San Sebastio Is), 5Z4FO and 9K2TC.

Angie G0HGA stuck to QRP during the ARRL DX CW contest; with 5W on 28MHz she knocked off VE3 plus 16 states in every call area apart from W6. Outside the contest we see UF6FAL, K1JD and the small fry. On 21MHz she raised East Coast Ws Europe and the USSR (Commonwealth of Independent States or CIS now).

The 21MHz band for Don GM3JDR included ZL1CH, UA0QUE, UA0FJ, 4K3/UW10G, 4K3/UA10L, BZ10K, 4K2CC, 4K30LL and ZL30E; for 28MHz the account said ZS6BD, BY8AC, TI4CF, PY1BK, Z21FN, VS6BG, VU2ROI, ZA1TAC, YV5DTA, JAs and Ws.

Finally, it's Mervyn G10PML's turn. His list had to be cut down this time, even though he seems to have neglected 28MHz; on 21MHz with the indoor inverted-Vee he worked UC2AJE, DL5NDH, OH2BGX, EA3FJP, UB4DJJ, F6DMQ, IK2PTM, EC2AWQ and DL6ALJ.

## Deadline

It's deadline time again. Your reports should reach me at the address above by, respectively May 13, June 15 and July 14. My thanks for all your support, 'bye for now.

## Solar Data For March 1992

As usual, I'll start off with solar data. During the first two weeks of March the quiet side of the sun was facing us, and as a consequence very little solar or geomagnetic activity was observed. On March 8, there were two M type flares. On March 15,

# Back-Scatter

## VHF Up

Reports to  
David Butler G4ASR  
Yew Tree Cottage  
Lower Maescoed, Herefordshire HR2 0HP

there was a large M7.8/3B flare together with a 10 flare of 1400 flux units.

It's interesting to note, that between March 2-7 no DX was reported on the 50MHz band. But following the flares on the 8th, the band opened later in the day to V51, A22, ZD8 and ZS6.

On March 9, there was an excellent opening to Southern



# Back-Scatter

Africa, with contacts being made for the first time during this solar cycle with stations located in ZS1, the most southern point of the continent.

Similarly, no DX was reported in the UK (apart from Jersey!) between March 10-15. However, on the day following the flare activity on March 15 the 50MHz band opened up again to A22, V51, ZS6 and ZS9.

During March, the solar flux levels varied from a high of 200 units on the 2nd, slipping to a low of 155 units by March 6, but they recovered slightly towards the end of the month. The Boulder geomagnetic A-index was mainly unsettled during the period, peaking at a storm level of 22 units on March 22.

## Forecast May-June 1992

During the forecast period for May-June, a number of changes will be observed to the prevailing propagation modes affecting the v.h.f. bands. It's forecast that the earth will be less affected by the geomagnetic activity from the sun.

It's the geomagnetic activity which gives rise to auroral propagation, and although a few events are to be expected, they will probably be of a minor nature, and less common than of late.

Similarly, the trans-equatorial path on 50MHz to South Africa and South America will slowly disappear during May, to be replaced by numerous Sporadic-E openings. These will normally effect the 50 and 70MHz bands on an almost daily basis. They will also occasionally reach up to the 144MHz band, giving some spectacular openings.

In previous years, I have been a firm believer that there will always be a good 144MHz Sp-E opening during the first week of June. But although the prediction was correct up to 1990, it was totally wrong last year with the Sp-E being replaced by numerous auroras.

## Sporadic-E Season

As I have already described, we're now entering the main Sp-E season. In the northern hemisphere this occurs between April and August, with a minor peak in late December or early January.

As a generalisation, Sp-E can be detected on the lower frequency v.h.f. bands during daylight hours. On the 144MHz band however, the best times for monitoring will be between 1100-1300UTC and 1700-2000UTC, especially throughout June and July.

The Sp-E cloud can be quite small, and moving very rapidly. So on 144MHz in particular, you may not have much time to make a contact and go looking for another.

Callsigns, report and a 'roger' are all you need exchange. With a little practice, you can complete the contact in 10-15 seconds.

Whatever happens, it's most important that your v.h.f. station is fully operational and ready to be used at a moment's notice. It's no good looking for the microphone or the log book in an opening that may

only last for a few minutes! See you in the pile-up!

## Auroral Activity

Virtually no auroral activity was recorded during the first three weeks of March. The Shetland Island beacon GB3LER (50.064MHz) was heard aurorally on March 9 between 1800-1900UTC, but very little else was found.

At the QTH of **Simon Lewis GM4PLM** (IO75) there was a visual aurora on March 16 and 17. Although the beacon DK0WCY, (10.144MHz) was sending auroral warnings nothing seems to have come of it.

During the evening of March 21, I worked a number of GM stations on the 144MHz band, but there was very little else to be found.

**Dave Ackrill G0DJA**, runs an Icom IC202, 3W and a 9-element Yagi with mast-head I.n.a. Dave's particularly pleased that he has been able to work a few stations via aurora.

During a recent event, he was called by LA1BEA who was 589 (obviously Auroral-Es) and received a report of 559. The LA1 then reported his power as 300W. This was some 20dB more than G0DJA was running, fitting in nicely with the 3 S-point difference in signal strength!

Dave mentions that this QSO proves that calling CQ using low-power, can turn up some surprising contacts. As a member of the G-QRP Club, he advocates the use of low power and is always looking out for two-way QRP contacts on the 144MHz band.

## Meteor Scatter

**Silvio Rua IW1AZJ**, is very interested in making meteor scatter tests with stations located up to 1500km from JN35. Silvio can be QRV any morning between 0500-0700UTC.

He runs 200W into an 11-element Yagi, and uses either s.s.b. or c.w. up to 1200 l.p.m. on any frequency below 144.400MHz. Send your sked proposals to Silvio at Corso Corsica 193, I-10135 Torino, Italy or via his packet radio b.b.s. @ I1YLM.ITA.EU.

The following data applies to meteor showers occurring during May and June. The information will help you determine in which direction to beam, at specific times and when the shower is below the horizon.

The Arietids meteor shower will be encountered between May 29 and June 19, peaking on

Sunday June 7. Although this is a rich shower, the particles are small and therefore the bursts are of short duration.

Between 0500-0700UTC beam north or south, 0700-0900UTC beam north-east or south-west, 0900-1100UTC beam east or west, 1100-1500UTC beam north-west or south-east. The shower radiant is below the horizon between 1800-0200UTC and is therefore not usable for meteor scatter.

The Zeta Perseids meteor shower will be encountered between May 23 and July 15, peaking around June 8. Between 0500-0700UTC you should beam south or north, 0700-0900UTC beam south-west or north-east, 0900-1300UTC beam west or east, 1300-1500UTC beam north-west or south-east. This stream is below the horizon between 1700-0500UTC.

The June Lyrids meteor shower is usable between June 10-21, peaking on June 16. It's a complex stream with multiple peaks and is circumpolar, meaning that it does not set or go below the horizon. This shower is generally found to give its best results on the north-south path between 1900-2300UTC and 0300-0700UTC.

## Moonbounce

Moonbounce activity during March, was enhanced by the first leg of the REF e.m.e. contest. At moon-rise, from 1530UTC on March 14, **John Regnault G4SWX** worked (on the 144MHz band) DL3DWW, DK5LA, DL5MAE, F6KXS, HB9CRQ, I1KTC, I2FAK and LZ2US.

Later in the evening John made c.w. contacts with K2GAL, N5BLZ, W5UN and W8WN. Moon-rise on March 15 found EA2LU, OH7PI, SM4IVE, SM5DCX, SM5MIX, RA6AAB, RA6HHT and UA9SL.

As the moon rose well above the horizon, contacts continued to be made with F1FLA, HG1YA, I5JUX, LA9NEA, OE3UP and ON7RB all getting in the log. From 2000UTC, contacts were getting hard to come by as Faraday rotation (the twisting of a signal's polarisation)

was causing real problems. However, contacts were made with LA8YB, RB5AL, UA9FAD, N1BUG and W5UN.

On January 22, **Shep W7HAH** successfully completed an e.m.e. test with Kari **OH2BC** on the 50MHz band! The interesting point is that W7HAH only runs a single M2 11-element Yagi (okay, so it's 14m long!) at 20m above ground with no elevation control and a 1kW amplifier.

Incidentally, the pre-amplifier was in the shack, fed via 60m of Heliac feeder from the antenna. At the time of the QSO, the moon was 6° above the horizon, giving some ground gain but still demonstrating that the four Yagi array at OH2BC is working well.

The Italian Radio Amateur Association are sponsoring a year long e.m.e. contest, for contacts made on the 144, 430, 1296 and 2300MHz bands up to 31 December 1992. There's no contest exchange, other than the normal TMO or RST report.

Each QSO is worth 100 points. The final score is calculated by multiplying the QSO total by the number of DXCC countries + 1.

For example, if you contact 30 stations in 10 countries, the final score is  $20 \times 100 \times (10 + 1) = 22000$  points. Confused? I don't think you could have been confused as much as I was, when first reading about the awards.

For example (and I quote): "If any station will win in more of one band must choose only a prize after knowing all position tables". For further information I suggest you contact Giovanni Zangara IW0BET, P.O.Box 36, 00100 Roma Centro, Italy!

## The 50MHz Band

There was very little DX activity on the 50MHz band during the first three weeks of March, although VK6PA was heard by **Richard Lax G4AHN** (IO91) at 1034UTC on March 1. An opening to Africa occurred on March 8, between 1130-1400UTC with A22BW and ZS6WB being worked, and the beacon V51VHF and ZD8VHF was also heard.

Conditions on March 9 were very much better, and among the stations worked between 1200-1600UTC were ZS1EK in Cape Province, ZS4S in the Orange Free State,

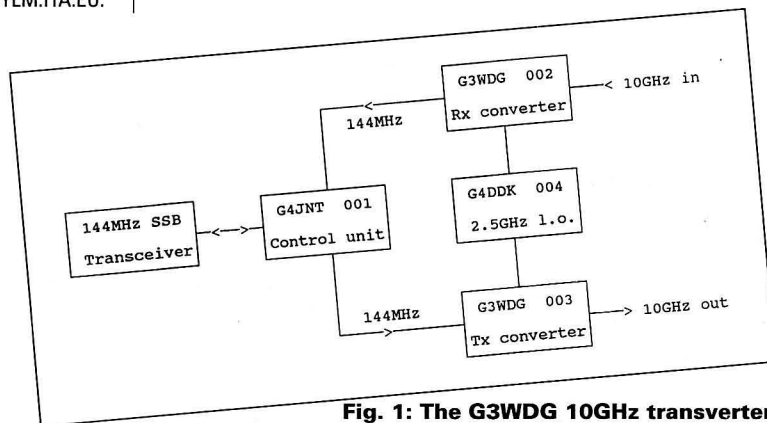


Fig. 1: The G3WDG 10GHz transverter block diagram.



# Back-Scatter

ZR5ADQ and ZS5W in Natal and ZR6AUI, ZS6JON, ZS6PW, ZS6XJ and ZS6XL in the Transvaal.

The beacon ZS2SIX (KF25) on 50.005MHz, was also putting in a good signal to the UK, despite only using a dipole antenna. Very little was worked in mainland UK on March 10 but at 1100UTC, **Geoff Brown GJ4ICD** (IN89) managed to dig out 4S7AVR in Sri Lanka for a new one.

Another good South African opening occurred between 1400-1800UTC on March 16. This allowed A22BW, ZS4S, many ZS6s and ZS9A to be worked, mainly on c.w.

The DX Cluster alerted me at 1300UTC, to an opening on March 20. Thanks to the warning, I was able to make s.s.b. contacts with A22BW (KG38), ZS6AXT (KG33), ZS6BTL (KG23), ZS6TJ (KG34), ZS6VWB (KG44) and ZS9A (JG77) in Walvis Bay.

**Johan Van de Velde ON4ANT**, has reminded me to change his callsign in the tables from that of his previous one, ON1CAK. On the 50MHz band Johan runs an FT736R and a pair of 8-element Yagis.

He has now notched up 98 DXCC countries, although the list did include EA, EA6 and EA8, so it's 95 good ones at the present time. During February, Johan worked some tremendous DX.

He worked W1, W2, W3, W4, W8 and VE on the 11th and 12th, and on the following morning JA6/JR6. Later in the day, Johan worked YS1AG in El Salvador, for a first ON-YS contact on the 50MHz band.

Johan reports some excellent propagation during the period February 15-25, working VK3, VK6, VK8, JA1, JA2, JA3, JA9, JA0, PT7NK, PT9FH and 5V7JG. On February 22 he contacted all continents, the days total included A22BW, JG2BRI, KJ4E, KP4BZ, PT7CB, PY0FF (Fernando de Noronha), UL7GCC, VE1YX, YV4DDK, ZD8LII and ZS6LN.

Conditions during March were not as good. Despite this, Johan managed to find TM6CHU (IN98), TR8CA and VK6PA on the 1st and ZS6AYE on the 8th.

In last month's column, I mentioned an opening to the States which occurred on January 6. This has prompted **Ian McCabe G0FYD** (IO83) to write in reporting that during this unusual opening (it was Sp-E at both ends of the path) he worked K4RWP (EM86), KC4FOT (EM77), W4QV (EM95), WB4WTC (EM95), WD5K (EM12), WD5FEN (EM14), K8HFX (EN74), N8DJB (EN81), N8GJM (EN72), K9EIC (EN52), K9HMB (EN52), KE9I (EN61), K9VGE (EN52), W9JMS (EM65), W9PHJ (EN62), W9FX (EN63), N0ICA (EM28), W0DFK (EM47) and WB0V (EN35). It's interesting to plot these locator squares on the map, which was published last month, to give an idea of the geographical spread of the opening. Ian also reports another good opening on January 7.

This opening was between 1343-1604UTC, during which he worked 13 stations in W1, W2 and W3. At 1648UTC, he heard K6STI (San Diego, California) at 52 calling CQ. But as that station reputedly runs

1.5kW output, no contact could be made.


It should be noted that the UK-W6 path is a very difficult one to crack. Unfortunately, as far as I know, very few, (if any) QSOs have been made during this solar cycle.

The Kuwait City Amateur Radio Club station have now received a permit for the 50MHz band. The club were expected to be QRV with 100W and a 5-element Yagi, from early April. The QSL manager is K8EFS.

A Japanese operator is now active from Tanzania (KI93) using the callsign 5H3RA. He's expected to be active until April 1993. QSL cards go via JA3PAU.

## The 70MHz Band

On 70MHz, a series of five cumulative contests held during January-March, provided an increase in activity on an otherwise very quiet band. Interesting contest QSOs made at my QTH, included EI2CA/P and EI9FK/P (IO63), GM3TAL (IO86) Fife, GM4AFF (IO87) Grampian, GW3SSK located in Mid Glamorgan, GW6TEO (IO71) a rare 70MHz square in Dyfed and G3WXC and G8DDY (IO90) on the Isle of Wight.



**Fig. 2: A 10GHz transverter built by G3JVL. Photograph by G4VXE.**

## Novice Report

It's a pleasure to receive a 430MHz band report from novice **John Hemming 2E1ANW** (Birmingham). He mentions that the novice schedule does not allow activity in the c.w./s.s.b. section of the band. Only the sub-band 433.00-435.00MHz may be used, effectively limiting activity to f.m. (The RSGB VHF Committee, in conjunction with the Licensing Advisory Committee are looking at changes to this schedule).

John reports that on many days during January and February, tropo conditions were enhanced. He heard many DL and PA stations on f.m. simplex, operating around 433.500MHz (SU20).

He also heard stations in GU and

PA, working through his local repeaters GB3CM (RB14) and GB3SM (RB13). Unfortunately, at that time John had not received his callsign, so he could only listen to the DX. Of course, when 2E1ANW was eventually received the lift conditions had disappeared!

John uses an Icom-30A, running 1W into a home-made 4-element beam, and has managed to work stations up to 90km away. He says if more stations used f.m. simplex, they would be surprised at the distances that can be achieved.

John listens on the f.m. calling channel (SU20) on Sundays between 1100-1300UTC, and Wednesday evenings between 2000-2200UTC and would welcome any reports or QSOs.

Are there any other novices out there? Drop me a line to let me know who you are contacting, and which v.h.f. bands you operate on.

## The 10GHz Band

Until fairly recently, most activity on the 10GHz band has been restricted to wide-band f.m. systems using Gunn diodes and mixer diodes. These are almost akin to a

signal. This produces an output signal at 10368MHz, in the narrow-band section of the 10GHz.

A similar process is used in the receive direction. In this direction a 10368MHz signal mixes with the 10224MHz i.o., to produce an i.f. which is then fed to the 144MHz transceiver.

Extensive use is made of microstrip circuitry, (similar to a conventional p.c.b.) eliminating the need for mechanical engineering.

No special tools or facilities are required. Plumbing is a thing of the past and obtaining components for the transverter is easy.

All 10GHz modules are supplied as 'short kits'. They include all p.c.b.s, chip components and other hard-to-get items.

Boxes, GaAs f.e.t.s and other components are easily available from well-known sources and are listed in the comprehensive booklet available with the kits. The modular approach of this transverter system, means that the design can be purchased and built in easy stages.

Most constructors start with the G4DDK004 local oscillator, followed by the G3WDG002 receive converter. This gets you listening on the band, then by adding the G3WDG003 and G4JNT001 you end up with a state-of-the-art 10GHz transverter. The results are quite amazing, and many fixed stations are now discovering the real excitement of the band.

To give you some idea of the capabilities of this band, a transverter, shown in the photograph, **Fig. 2**, was placed unceremoniously on a bar stool inside a display stand, which itself was inside a large building at Sandown Park Race Course.

The small antenna, actually a Solfan horn, was pointed towards the window about 6m away. Signals were immediately copied from the home QTH of G3ZFP in Studham, Bedfordshire, over a distance of 52km.

What impressed me most, was that the received signal sounded very auroral, due to multi-path scattering from the prevailing rain. I do love that auroral sound!

For further details of the kits, contact **Petra Suckling G4KGC**, 314A Newton Road, Rushden, Northamptonshire NN10 0SY or telephone (0933) 411446.

## Optical Communications

**Harry Bourne ZL10I**, (Auckland NZ) has had a lifetime's interest in optical communications. Although he has noticed work carried out in the USA and Australia, he has not heard of any similar amateur radio activities in the UK.

Actually I did carry a brief report in the March 1991 issue of *PW*, in which I described optical wavelength tests on the 474THz band (474 000GHz!) over a 4km path carried out by **Chris Whitmarsh G0FDZ**, using a 2mW helium neon laser tone modulated by a slotted disc and an optical filter and PIN photo-diode detector. Incidentally, back in 1930, Harry was G2KB,



previously from Bristol and Rugby, and in later years operated as G2AH/W4 from the British Embassy, Washington DC. During his professional research career he was involved in the development of electric discharge lamps and their use in daylight signalling, and later with the development of lasers in the USA. He would be interested to hear of any work carried out by UK radio amateurs in the field of optical communications, and would like to have details of transmitter sources, types of receiver detectors, optical lens systems and whether tests have been conducted on c.w. voice or data. You can contact ZL1OI by packet radio @ ZL1AB.AKL.NZL.OC or at 54 Whitehaven Road, Glendowie, Auckland, 1105, New Zealand.

**Editorial Comment:** I've looked back into the *PW* archives, as I remembered at least two 'light' projects. The first one I built, was the 'Photophone', published in August 1963. The other, much more successful project 'A Light Beam Telephone' by John Thornton Lawrence, appeared in the June 1970 issue of the magazine. I built this unit, and it was very successful I seem to remember! G3XFD.

### Aeronautical Mobile

Now it's time to take off and look at aeronautical mobile activity! The Netherlands Air Force Radio Amateur Society (NAFRAS) is a society for radio amateurs that work, or have worked for Koninklijke Luchtmacht, the Royal Dutch Air Force.

This year the society celebrates their fifth anniversary. By way of celebration, they will be operating from an aeroplane during the Royal Dutch Air Force show on Saturday June 20 at the Gilze-Rijen Air Base. As the aeroplane will be flying at

## Back-Scatter

high altitude, it's quite likely that UK radio amateurs will have the opportunity to contact **PI4NAF/AM**. The station will be operative between 1400-1600 Dutch local time on 145.450MHz (S18) using f.m. mode. For further information or skeds write to Chris Fraikin PA0CJN, Sperverhorst 90, 2317 ZP Leiden, Netherlands.

### Expedition Updates

It's back to earth now for some expedition up-dates. The Fontainebleau Radio Club are mounting an expedition to the Balearic Islands, (EA6) between June 25 to July 6.

The club will operate from JM19 on 144MHz with 500W and two 17-element Yagis, 430MHz with four 21-element Yagis, 1296MHz with four 55-element Yagis, 2.3GHz, 5.7GHz and 10GHz bands.

The group will be mainly active via tropo, Sp-E and e.m.e. Skeds will be taken on the v.h.f. net 14.345MHz.

Planning a 50MHz expedition to Kaliningrad (UA2F) during the Sp-E season in July, are UL7GCC, UL8GDD and PA3EUI.

Uffe OZ1DOQ and Soren OZ1FTU, will be active on the 144 and 430MHz bands between July 13-31 from various squares on the Black Sea coast of Turkey. Although primarily an m.s. expedition, they will also be QRV for tropo and Sp-E contacts. Further details will be given next month.

### Contests

I have news of a 70MHz phone

contest that's being organised by the WAB group. It's to take place on Sunday June 7 between 1400-1800UTC, and UK stations exchange report and serial number, WAB square and county.

Contest rules, and supplies of contest stationary can be obtained by sending an A4 size s.a.s.e. and three first class stamps to the contest manager G. Horsfield G4SKQ, 2 Linden Road, Ecclesfield, Sheffield, South Yorkshire S30 3XL.

Another 70MHz contest, this one a c.w. event, has been organised by the RSGB. This contest will take place on Sunday June 14, between 0800-1100UTC.

The contest exchange consists of callsigns, report and serial number, locator and QTH. There are sections for the single operator fixed station, all other categories and listeners.

Later in the day, between 1300-1600UTC, a 50MHz c.w. contest will take place. The rules are similar to the 70MHz event, with the exception that QTH information does not need to be given.

To encourage more participation in RSGB contests, a new certificate of merit has been introduced. It will be awarded to the highest placed fixed and portable single operator station, running no more than 25W output to a single antenna.

Summer microwave contests have been scheduled by the RSGB microwave committee. These will take place between 0900-2100UTC on the following Sundays: May 24, June 14, July 19, August 16, September 13 and October 3-4, the

latter to coincide with the IARU contest arranged for the same weekend.

Scandinavian activity contests will be held between 1800-2200UTC on the following dates; 50MHz on May 26 and June 23, 144MHz on June 2 and July 7, 430MHz on June 9 and July 14, Microwaves on May 19 and June 16. A full set of rules can be obtained from myself on receipt of an s.a.e.

### Diamond Jubilee

To assist me in preparing for a very special **60th anniversary issue** of *PW* later in the year, I'm looking for examples of v.h.f. work in the early 1930s. I am particularly looking for logs from the year of 1932, but any information would be much appreciated.

Details of bands, contacts, equipment, in fact anything that reflects the history of the radio hobby relating to the v.h.f. bands. If you can't go back that far I would still like your help in reporting events of 20, 30, 40 or 50 years ago to help illustrate the long life of *PW* and its contributors!

### Deadlines

Deadlines have to be met, so please send your letters to reach me by the end of the month. I always write up the column in the first week of the following month.

Don't forget that I can also receive messages via packet radio at my mailbox GB7TCM and I can also be contacted at my DX cluster GB7DXC.

Photographs of your shack, antennas or any v.h.f. activity are especially welcome. Other pictorial items such as QSL cards, awards, certificates, etc., are also required. They will all be returned to you.

March 1992 will be remembered for many international radio news stories. The BBC's Daventry transmitting station which beamed the first programmes of the Empire Service overseas in 1932, closed with the end of the winter schedule on March 29.

The final transmission was a World Service in English broadcast on 15.07MHz, moved from Skelton specially for the occasion. The Daventry commitments move to the less well known BBC station at Woofferton, which has been primarily a Voice of America relay station for many years.

The VoA has now moved its UK relays to other VoA sites including Playa de Pals in Spain. Romantics amongst you will probably agree that it is a shame that Daventry could not see out the BBC World Service's 60th anniversary which will be celebrated during December of this year.

Meanwhile the Thai cabinet has approved the construction of a new relay station for the BBC in Thailand. Two 250kW transmitters are to be installed at the site which was originally to have been a joint project with Radio Netherlands. The Dutch

## Back-Scatter

### Broadcast Round-up

Reports to Peter Shore via the *PW* Editorial Office

government withdrew funding some months ago and so the BBC was forced to continue alone.

But as short wave sites close in the UK, other broadcasters in Europe push ahead with alternative means of delivering their programmes. Radio Sweden's new schedule from March 30, saw the start of satellite relays on Astra-1B and Tele-X. English is carried at 2030GMT on the Comedy Channel transponder on Astra, channel 26 at 11.597GHz with the audio sub-carrier at 7.74MHz. On Tele-X, Radio Sweden uses the TV4 transponder at 12.207GHz on the audio sub-carrier at 7.38MHz. For those without satellite equipment, the one hour English service is also

heard on the medium wave channel of 1.197MHz.

Deutsche Welle is already using Astra for its radio programmes, but plans a regular daily television service from April using Eutelsat II-F1. It is thought that this will consist of news in German and possibly English, together with features about Germany. There is already a limited television service for broadcasters overseas with taped programmes shipped for rebroadcast.

March was also the month in which the World Administrative Radio Conference, WARC-92, ended after more than four weeks of debate and discussion on the reallocation of some parts of the

radio frequency spectrum. Of particular concern to international broadcasters - and their listeners - were the issues of possible expansion of the short wave broadcast bands (HFBC) and an allocation for the new Broadcasting Satellite Service-Sound (BSS-Sound).

Broadcasters in the industrialised world wanted significant expansion of HFBC to attempt to alleviate some of the overcrowding which exists at present, notably on frequencies below 10MHz. They also wanted to try to get hold of some of the Tropical Bands, which are presently allocated exclusively to stations operating in the Tropics. Such frequencies, around 3-and 4MHz, would be useful for short range operation in Europe where, for example, the Netherlands finds it very difficult to cover the United Kingdom effectively using 5.955MHz.

However, broadcasters came up against formidable opposition from the developing world which did not want to reallocate frequencies from their fixed services to HFBC. Eventually a compromise was



## SANGEAN ATS 803A

(Direct key-in world receiver  
with quartz alarm clock timer)

**TUNABLE  
BFO  
SSB/CW!**

### Specifications and features

★ 150-29.999 continuous tuning with no gaps. Phase locked loop-double conversion Superheterodyne ★ Full shortwave/AM/SSB 150-29999kHz no gaps! + FM87.5-108 mono/stereo ★ Five tuning functions: Direct press button frequency input auto scanning, manual scanning memory recall and manual tuning knob ★ Built-in clock and alarm. Radio turns on automatically at preset time and frequency. ★ Large digital frequency display. ★ Fourteen memories - nine memory channels for your favourite station frequencies. Last setting of mode and waveband stored in five memories. ★ Direct press-button access to all 12 shortwave broadcast bands. ★ Two power sources - battery or AC mains adaptor. ★ General

coverage of all AM bands in LW/MW/SW (dedicated broadcast band coverage on all versions), plus of course the FM band for quality sound broadcasts in headphone stereo. ★ SLEEP function turns the radio on or off after an adjustable time of 10-90 minutes. ★ Separate BASS and TREBLE controls for maximum listening pleasure. ★ External antenna jack for better reception. ★ Adjustable RF GAIN control to prevent overloading when listening close to other strong stations or if there is interference. ★ New improved wide/narrow filter (6/2.7kHz) ★ BFO control (Beat Frequency Oscillator) enables reception of SSB/USB/LSWB (single side band) and CW (Morse Code) transmissions. ★ Illuminated display to facilitate night-time use. ★ Designed for both portable and desk top use. ★ Five dot LED signal strength indicator.

DIMENSIONS: 29.2cmx16.0cm (11.5inx6.3inx2.36in).


OUTPUT: 1200mW (10%THD) WEIGHT: 1.7kg (3.75lbs) without batteries. Wide/narrow filter switch.

£109.95 + £5 check, test and p&p.

## SKY SCAN Desk Top Antenna Model Desk 1300

Built and designed for use with scanners. Coverage: 25 to 1300MHz. Total height - 36ins - 9ins at widest point. Comes complete with 4 metres of RG58 coax cable and BNC connector fitted. Ideal indoor - high performance antenna and can also be used as a car antenna when your car is static. REMEMBER YOUR SCANNER IS ONLY AS GOOD AS YOUR ANTENNA SYSTEM!

£49.00 + £3.00 p&p



## SKY SCAN V1300 Antenna

Most discons only have horizontal elements and this is the reason that they are not ideal for use with a scanner. Most of the transmissions that you are likely to receive on your scanner are transmitted from vertically mounted antennas. The Sky Scan V1300 discon has both vertical and horizontal elements for maximum reception. The V1300 is constructed from best quality stainless steel and aluminium and comes complete with mounting pole. Designed and built for use with scanners.

£49.95 + £3.00 p&p

## SKY SCAN Magmount MKII

For improved performance, wide band reception., 25 to 1300MHz. Comes complete with protective rubber base, 4m RG.58 coax cable and BNC connector. Built and designed for use with scanners.

£24.95 + £3.00 p&p



**SAMLEX®**

Regulated 13-8V DC power supply  
WITH SHORT CIRCUIT PROTECTION



Model RPS1210  
10-14 amp.  
£49.95 +  
£5.00 p&p



Model RPS1215  
15-20 amp.  
£69.95 +  
£5.00 p&p

## S.R.P. TRADING

Manufacturers and distributors of communications equipment

Unit 20, Nash Works, Forge Lane, Belbroughton, Near  
Stourbridge, Worcestershire.

Telephone: (0562) 730672 Fax: (0562) 731002

Showroom opening times: Monday - Friday 9.00-5.30 pm

Saturday 9.00 - 1.00 pm.

Callers welcome.



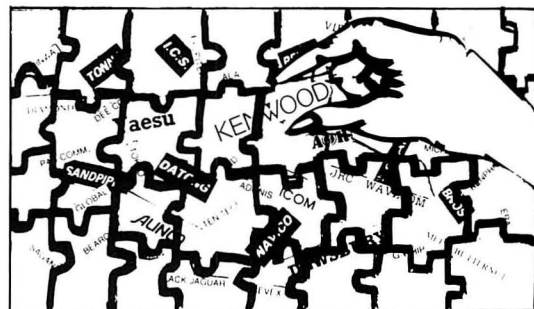
Amateur Radio  
Communications Ltd

**NEW FOR 1992**

## ONE STOP SHOPPING AT LAST!

WE ARE PLEASED TO ANNOUNCE THAT  
THE FINAL PIECE OF THE JIGSAW  
WENT INTO PLACE ON 2nd MARCH,  
WHEN WE BECAME THE ONLY  
APPROVED KENWOOD DEALER FOR  
THE NORTHWEST & NORTH WALES

It's been a long time coming but now *anything* you require in ham radio equipment is available at 38 BRIDGE STREET. What more could anyone ask for? We offer a service second to none, a friendly atmosphere, expert advice, excellent back-up (by one of the top engineers in the country, Frank), plus the usual humorous banter from Peter and Richard and even more important a cup of MY coffee or tea. 73 Elaine



We will be exhibiting at the NEC Show this year, so why not pay us a visit on STAND A23, where not only will we have an extensive display of new equipment but also a large range of second hand and commission goods, all thoroughly checked out by our engineers before being despatched for NEC and each with its own engineer's report.

ARC IS A LICENSED  
CREDIT BROKER

INSTANT FINANCE AVAILABLE  
SUBJECT TO STATUS

ALWAYS A LARGE SELECTION  
OF COMMISSION AND  
SECONDHAND ITEMS IN STOCK

Please send a S.A.E. for  
details on new or used  
equipment required.

MAIL ORDERS RECEIVED  
BEFORE 3 O'CLOCK SAME  
DAY DESPATCH  
PROVIDING EX STOCK.



Amateur Radio  
Communications,  
38 Bridge Street,  
Earlestown,  
Newton-le-Willows,  
Merseyside  
WA12 9BA.

TEL: (0925) 229881  
FAX: (0925) 229882

OUR AIM IS 100%  
SATISFACTION

OPEN TUES-SAT  
10-5PM  
1 MILE FROM J23, M6 AND  
4 1/2 MILES OFF J9, M62



# Back-Scatter

agreed, with broadcasters gaining 790kHz of new spectrum, although only 200kHz of that was below 10MHz. The new frequencies (see the table below) will not be available for broadcasting until 2007. They will have to be used for single side band operation only.

For the future, international radio may move to new technology and direct radio by satellite. This will be provided by BSS-Sound operators who will launch satellites and develop compact portable receivers costing less than £100, which will only need a small whip antenna to receive the satellite signals - not a SKY-TV type dish!

The provision of an allocation for BSS-Sound proved even more difficult to resolve than expansion of the short wave broadcast bands. The most technically suitable frequency range for this service, is around 1.5GHz, but many countries, including a majority of European countries, already make heavy use of that part of the spectrum, with the military having significant commitments there. An alternative allocation was proposed around 2.5GHz, but the technical arguments against this were severe. The satellite would require four to six times more power to achieve the same coverage as at 1.5GHz and receivers would be less portable, needing larger antennas and reception would suffer from the effects of local topography to a far greater extent than at 1.5GHz.

On the very last day of the Conference, agreement was reached for an allocation at 1.452 to 1.492GHz, of which the top 20MHz can enter service immediately. It could be the incentive needed to get systems off the ground, and receivers onto the market within the next three years. International radio may never be quite the same again.

Radio Australia's Darwin transmitting station, will benefit from additional transmitters by the end of next year. There will be two 250kW transmitters together with a larger antenna switching matrix, and a more sophisticated computer control system. When the Australian \$5.75 million has been spent, Darwin will have five transmitters.

**Derick Marker** of Bracknell wrote to me to say that he has recently borrowed a Sangean ATS803A digital short wave receiver and found it good throughout all the bands and has a good b.f.o. The set retails at a little over £100.00 and covers 150kHz to 29.999MHz continuously. There is stereo f.m. with headphones and a large digital display shows the frequency and other important data. It's a large size portable, measuring 29x16cm, weighing 1.7kg without batteries. This set is also marketed under other names around the world, and it may be possible to find examples at a lower price.

## European Stations

All times GMT (=UTC)

Radio Albania's services have been reduced dramatically, with

English noted at 2200 on medium wave 1.395MHz, in parallel with 9.76 and 11.825MHz with reasonable reception at my QTH. Other English services are noted at 0230 and 0330 on 11.825 and 9.58 and at 1430 on 9.76 and 7.155MHz.

Radio Austria International has English to Europe:

0730-0800, 1130-1200 on 6.155 and 13.73MHz  
1430-1500 on 6.155, 13.73 and 21.49MHz  
1830-1900 on 6.155 and 5.945MHz  
2130-2200 on 9.87, 6.155 and 5.945MHz

Radio Netherlands' new English language schedule took effect from March 29. The station is now on the air:

0730-0830 to the Pacific on 11.895 and 9.63MHz  
0830-0930 to the Pacific on 11.895MHz  
0930-1030 to the Pacific on 11.895 and 9.62MHz  
1330-1430 to South Asia on 21.665 and 17.605MHz  
1430-1530 to South Asia on 21.665, 17.605, 15.15 and 9.89MHz  
1530-1630 to South Asia on 17.605, 17.58, 15.15 and 9.89MHz  
1730-1830 to Africa on 21.59, 21.515, 9.605 and 6.02MHz  
1830-1930 to Africa on 21.59, 21.515, 9.605 and 6.02MHz  
1930-2030 to West Africa on 21.59 and 17.605MHz  
0030-0130 to East N America on 11.835, 6.165 and 6.02MHz  
0130-0330 to South Asia on 13.70, 11.655 and 9.86MHz  
0330-0430 to West N America on 9.59 and 6.165MHz

European listeners are recommended to try the 1930 broadcast on 21.59MHz, which should offer best reception. There are no transmissions beamed directly to Europe. *Media Network* can be heard at 1950 in the West African transmission and at 0150, 0750, 0950, 1350, 1550, 1750 and 1950GMT Thursdays and at 0050, 0250 and 0350GMT Fridays.

Radio Centras from Vilnius in Lithuania, can be heard on the last Saturday of the month from 0700 on 9.71MHz. Announcements in English identify the station.

Swiss Radio International has made some changes to its schedule, and the Monday to Friday programme line-up has been changed. The first 15 minutes consists of a five minute news bulletin, followed by Swiss newspaper comment on international issues. The second 15 minute module offers a closer look at the Swiss fabric, including on Mondays science and technology, Wednesdays business and economics and on Fridays the arts and culture. Weekends retain the

usual programmes of the *Swiss Shortwave Merry Go Round* and *Grapevine*. The station is now heard on Astra 1A on Transponder 9H at 11.332GHz on audio sub-carrier 7.20MHz. Meanwhile short wave frequencies continue in Europe:

0600-1200 on 3.985, 6.165 and 9.535MHz  
1200-1400 on 6.165, 9.535 and 12.03MHz  
1400-2145 on 3.985, 6.165 and 9.535

English transmissions are heard at 0600, 0900, 1100, 1300, 1500, 1700, 2000, 2200, 0000, 0200, 0400.

## African And Middle Eastern Stations

Radio Iraq International, the new name for Radio Baghdad, is now heard in English with a news bulletin at 0100 beamed to North America on 11.945MHz. 17.74MHz is also noted for this broadcast which starts at around 2315 and runs for some three hours.

## Asian And Pacific Stations

**J G Hunt** in Stourport-on-Severn, Worcestershire, advises me that Adventist World Radio in Agat, Guam, transmits an English language programme daily at 1610-1700 on 11.98MHz which has been well received recently. On Saturdays at 1620 they broadcast *DX Asia-ways*. It was during this programme that they announced relays from Novosibirsk in Siberia. The schedule announced was:

**English**  
0100-0200, 0700-0800 and 1300-1400 on 11.855MHz  
1900-2000 on 9.835MHz  
**Burmese**  
0000-0100, 1200-1300 on 11.855MHz  
**Hindi**  
0200-0300, 1400-1500 on 11.855MHz  
**Russian**  
0500-0700 on 11.855MHz  
1700-1900 on 9.835MHz  
**Mandarin**  
0900-1200 on 11.855MHz  
2100-2400 on 9.835MHz

Reception reports for the Guam and Novosibirsk transmissions should be sent to AWR, PO Box 310, Hong Kong. If anybody hears these transmissions, please drop a line to the 'Broadcast Round-up' column.

Radio Ulaanbaatar International has sent a frequency schedule which shows transmissions to the European area on 11.79 at 1610-1710 and 1840-1910 with a 50kW transmitter and a 250kW transmitter at the same times on 11.85MHz.

The Radio New Zealand schedule from March to October is:

0000-0800 on 17.77MHz  
0800-1200 on 9.70MHz  
1200-1530 on 9.51MHz  
1630-1900 on 9.67MHz  
1900-2130 on 11.735MHz  
2130-2400 on 17.77MHz

The 17MHz channel gives good reception in Europe up until sign-off at 0800.

The Sri Lanka Broadcasting Corporation, SLBC, has introduced a new transmission to North America which is heard at 2330 on 15.425 and 0445-0515 on 15.425 and 9.72MHz. The European service is at 2000 until 2130 daily on 15.12 and 9.72MHz. The station has benefitted from the installation of a new 300kW transmitter supplied by the Japanese, which uses the SLBC site at Ekala for relays of NHK Radio Japan.

## North, Central And South American Stations

J. G. Hunt wrote with a schedule for Radio Havana Cuba:

0000-0600 to East and Central North America on 11.95MHz  
0200-0430 on 5.965MHz  
0400-0600 to the Caribbean on 6.18MHz  
0400-0800 to Western North America on 11.76MHz  
2000-2100 to Europe and Africa on 17.705 and via Russia on 9.76MHz  
2200-2300 to Europe and Africa on 7.215 and Caribbean on 9.62MHz

Mr Hunt writes that at his location, the only satisfactory evening transmission is 17.705MHz.

The frequency 9.76 is co-channel with VoA, whilst 7.215 suffers from heavy sideband splashing from adjacent channels.

Radio Havana airs *DXers Unlimited* at 2030 on Saturdays.

The HCJB service in Quito, Ecuador, has a new mailing address of Casilla 17-17-691, Quito, Ecuador. The station has a Monday telephone call-in show, heard in the North American transmission and world-wide on the single sideband outlet. On May 25, John Beck, host of the HCJB programme *Ham Radio Today*, will be taking calls. The phone-in number is 010 593 2 241 560.

## Additional Frequency Allocations

HF Broadcasting

From kHz	To kHz	Bandwidth kHz
5900	5950	50
7300	7350	50
9400	9500	100
11600	11650	50
12050	12100	50
13570	13600	30
13800	13870	70
15600	15800	200
17480	17550	70
18900	19020	120
<b>Total</b>		<b>790kHz</b>



# RSGB'92

## National Convention and Amateur Radio Exhibition

**Saturday 30 May &  
Sunday 31 May**

**HALL 7, NATIONAL EXHIBITION  
CENTRE, BIRMINGHAM**

- Large Trade Exhibition
- Morse Tests (Saturday only, by appointment with RSGB)
- Lecture Programme **Lecture Programme now on Saturday and Sunday**
- Radiocommunications Agency Stand
- Novices Meeting Point
- All Stands Under One Roof
- Unlimited Free Parking
- Kantronics Packet Seminar **(+ Sunday Debate)**
- Membership Liaison Area
- Specialist Advice from RSGB Committees



**Opening Times:**

**Saturday 30 May, 10 until 6**

**Sunday 31 May, 10 until 5**

**Talk-in on 2 metres, S22**

(Access for disabled at 9.30 am both days)

**Entrance fee: £3. Concessionary: £1.50**  
(includes free parking and shuttle service to Hall 7).

**Children under 12 years of age accompanied by an adult are admitted free of charge.**

Organised by the RSGB Exhibition and Rally Committee.

**Trade stand enquiries welcome to E and R Chairman,  
Norman Miller, G3MNV, 178 Warley Hill, Brentwood,  
Essex CM14 5HF (tel: 0277 225563).**



**Radio Society of Great Britain  
Lambda House, Cranborne  
Road, Potters Bar, Herts. EN6 3JE**

# RST

**RST MAIL ORDER CO.  
LANGREX SUPPLIES LTD,  
1 MAYO ROAD,  
CROYDON,  
SURREY CR0 2QP  
SPECIAL EXPRESS  
MAIL ORDER SERVICE**

AZ31	4.00	EL360	18.50	PL802	6.00	6A56	6.00	65C7	3.00
CL33	4.00	EM34	10.00	PY33	2.50	6A57G	5.50	65GM	2.50
DY86/7	1.50	EM81	4.00	PY81	1.50	6A76	2.00	65J7	3.00
DY802	1.50	EM84	4.00	PY82	1.50	6AUSGT	1.50	65K7	3.00
E88CC	6.95	EM87	4.00	PY83	1.50	6AUE	2.50	65L7GT	4.50
E180F	4.50	EM91 Mull	7.50	PY88	2.00	6AWEA	4.00	65N7GT	4.50
E810F	25.00	EY51	3.50	PY500A	4.00	6B7	4.00	65S7	3.00
EAB8C80	1.95	EY86	1.75	PY800	1.50	6B8	4.00	6B8A	1.50
EB91	1.50	EY88	1.75	PY801	1.50	6B8A	1.50	6B8GT	4.25
EBF80	1.50	EY500A	3.00	OOV02-6	19.50	6B8T	5.00	6B8T	3.00
EBF89	1.50	EZ80	1.50	OOV03-10	5.00	6B8E	1.50	6B8T	2.50
EBL31	12.50	EZ81	1.50	OOV03-10 Mull	15.00	6B8H	2.50	12A7T	2.25
EC91	6.50	GZ32	3.00	OOV03-20A	25.00	6B8J	2.25	12AU7	2.25
ECC33	7.50	GZ33	4.50	OOV03-20A Mull	40.00	6B8K	2.00	12AX7	2.25
ECC35	7.50	GZ34 GE	7.50	OOV03-12	10.00	6B8L	3.50	12AX7A GE	7.00
ECC81	2.25	GZ37	4.50	R18	4.00	6B8R	6.00	12B6	2.50
ECC82	2.25	KT51	7.50	R19	3.00	6B8RA	6.00	12B6G	2.50
ECC83 Siemens	2.25	KT66	20.00	SP41	6.00	6B8T	6.00	12BHTA GE	6.50
ECC85	3.50	KT66 GEC	35.00	SP61	4.00	6B8W	4.50	12BHTA GE	7.00
ECC88	4.75	KT77 Gold Lion	15.00	U19	10.00	6B8W7	1.50	12E1	20.00
ECC91	2.00	KT88	15.00	U25	2.50	6B8Z	2.50	12HG7 12GN7	6.50
ECP80	1.50	N79	9.00	U26	2.50	6C4	1.95	30FL1/2	1.50
ECH35	3.50	OA2	2.70	U37	7.50	6C5	3.00	30P4	2.50
ECH42	3.50	OB2	2.70	UABC80	1.50	6C6A	3.00	30P19	2.50
ECH81	3.00	OC3	2.50	UBF89	1.50	6C6A	3.00	30P13	1.50
ECL80	1.50	OD3	2.50	UCH42	4.00	6C6L	3.75	30P14	7.00
ECL82	1.50	OC6	2.50	UCH81	2.50	6C6T GE	5.25	300B(PR)	120.00
ECL83	3.00	PC88	2.50	UCL82	2.00	6C6H	6.00	57B	1.80
ECL86	1.75	PC92	2.50	UCL83	3.00	6C6W	8.00	805	50.00
EF37A	3.50	PC97	2.50	UF89	2.00	6D6	3.50	807	5.00
EF39	2.75	PC900	2.00	UL41	10.00	6D6S GE	4.00	811A	18.50
EF40	5.00	PCF80	2.00	UL84	2.00	6D6S	9.50	812A	52.50
EF41	3.50	PCF82	1.50	UY41	4.00	6E8	3.50	813	27.50
EF42	4.50	PCF86	2.50	UY85	2.25	6E8H	1.85	866A	25.00
EF50	2.00	PCF801	2.50	VR105/30	2.50	6F6	3.50	872A	20.00
EF54	4.50	PCF802	2.50	VR150/30	2.50	6G9	4.00	831A	25.00
EF55	3.50	PCF805	1.70	Z759	35.00	6H6	3.00	2050A GE	10.00
EF80	1.50	PCF808	1.70	Z803U	25.00	6H6S	4.95	5763	10.00
EF85	1.50	PCN200	1.70	ZD21	3.50	6J5	3.00	5814A	4.00
EF86	5.00	PCL82	3.00	ZB28	20.00	6J6	3.00	7868	8.50
EF91	1.95	PCL83	3.00	4CX250B EIMAC	62.00	6J7	4.00	6080	8.50
EF92	2.15	PCL84	2.00	5R4GY	6.00	6J8A GE	15.00	6146B GE	15.00
EF93	2.50	PCL85	2.50	5U4G	5.25	6J8C	12.50	6550A GE	15.00
EF184	2.00	PCL86	2.50	5V4G	4.00	6J8D GE	11.50	6550B GE	15.00
EH90	1.75	PCL805	2.50	5Y3GT	2.50	6K6GT	3.00	6973	11.00
EL32	2.50	PD500	6.00	5Z3	4.00	6K7	4.00	7025 GE	7.00
EL33	7.50	PFL200	6.00	5Z4GT	2.50	6K8	4.00	7027A GE	12.50
EL34 Philips	10.00	PL36	2.50	630L2	1.75	6K8G GE	11.95	7199	10.00
EL34 Siemens	4.50	PL81	1.75	6A8T	3.00	6L6G	8.50	7581A	12.00
EL36	4.00	PL82	1.50	6A8H	4.00	6L6GCSYL	9.50	7586	15.00
ELL80	25.00	PL83	2.50	6A8K	4.50	6L6G Siemens	4.50	7587	23.00
EL81	5.00	PL84	2.00	6A8L	1.00	6L6G GE	9.50	7591A	10.00
EL84	2.25	PL504	2.50	6A8M	1.95	6L7	3.50	7868	10.00
EL86	2.75	PL508	5.50	6A8N	5.00	6L6G	12.50	8068	15.00
EL91	4.00	PL509	6.00	6A8P	4.50	6Q7	4.00	8417GE	11.50
EL95	2.00	PL519	6.00	6A8S	25.00	6SA7	12.00	Prices correct when going to press	

Tel: 081-684 1166

Open daily to callers Mon-Fri 9am-4pm - closed Saturday

Fax: 081 684 3056



Prices excluding VAT add 17.5%

Valves, Tubes and Transistors.

Over 6000 types available from stock.

Terms C W O and Visa and Access cards accepted.

Orders despatched by return

Quotations for any types not listed S.A.E.

Post and packing £1.00 per order + VAT



Telex 946708

## KITS AND READY BUILT PRODUCTS

Individually handcrafted products and qualified technical support

**NEW LINEAR WITH PREAMP**, 2, 4 or 6 metre versions, RF switched, all mode SSB/FM/CW/DATA. 2.5W input 25W output. Ideal for FT290, FT690 etc. RX gain 20dB, noise figure <1dB typical. Types TA/RP2S, TA/RP4S, TA/RP6S. BOX KIT £72.75, BOX BUILT £95.

**NEW LINEAR AMPLIFIER**, 2.5W in 25W out switched, suits FT290 and FT690. Other powers available eg., 5 in 50 out, 10 in 50 out, 5 in 25 out. State requirements when ordering. Types TA2S1, TA4S1, TA6S1. BOXED KIT £56.25, BUILT £68.75.

**TRANSVERTERS** from 10 metres to 2, 4, or 6 metres. 500mW output, low noise and 15dB gain RX side. Types TRC2-10, TRC4-10, TRC6-10. PCB KIT £55.50, PCB BUILT £83. BOXED KIT £78, BUILT £110.50. Add £7.50 to kit or £10 to built prices for repeater shift.

**TRANSVERTERS** for <1mW 10 metre drive. Buffered versions of above types TRC2-10B, TRC4-10B, TRC6-10B. PCB KIT £64.25, PCB BUILT £94. BOXED KIT £85.75, BUILT £127.

**TRANSVERTERS** from 2 metres to 4 or 6 metres, 500mW-5W 2 metre drive. Includes an interface for RF sensed switching and attenuation. Types TRC4-2i (built only). TRC6-2i, prices as buffered versions above.

**LINEAR AMPLIFIERS** 500mW in 25W out switched, suit transverters above. Types TA2S2, TA4S2, TA6S2. BOXED KIT £71, BUILT £89.25.

**RECEIVE PREAMPS** low noise, 20dB gain adjustable, 100W handling. Types RP2S, RP4S, RP6S, RP10S. BOXED KIT £28.50, BUILT £39.00. Masthead versions RP6SM, RP2SM. BOXED KIT £46.50, BUILT £59.

**RECEIVE CONVERTERS** add 2, 4 or 6 metres to receiver tuning 28-30MHz, low noise, 26dB gain, types RC2-10, RC4-10, RC6-10. Or add 4, 6 or 10 metres receive to a 2 metre transceiver, low noise, 15dB gain, types RC4-2, RC6-2, RC10-2. PCB KIT £22.50, PCB BUILT £31.75. BOXED KIT £38.25, BUILT £49.50

**REPEATER TONEBURST** 1750Hz auto-toneburst type AT1750, PCB KIT £5, BUILT £7.



VAT & P&P inclusive prices. Send SAE for free full catalogue



**SPECTRUM COMMUNICATIONS**

Factory: UNIT 4 GROVE TRADING ESTATE, DORCHESTER, DORSET 0305 262250

Shop: 60 PARK STREET, WEYMOUTH, DORSET 0305 766250

Opening Hours: 9-1, 2-5 Tue-Fri, 9-1 Sat. Closed Sun & Mon



# Reg Ward & Co Ltd.

YAESU

1 Western Parade, West Street, Axminster, Devon, EX13 5NY.

Telephone: Axminster (0297) 34918

ICOM

KENWOOD

FT1000	HF Transceiver	2995.00	(15.00)
F1990	NEW HF Transceiver	1895.00	
FT167	HF Transceiver	1665.00	(10.00)
FEK767(2)	2m Module (767)	165.00	
FEK767(70)	70cm Module (767)	235.00	(4.00)
FEK767(6)	6m Module (767)	165.00	(4.00)
SP167	Speaker	71.47	(4.00)
FT147GX	Budget HF Transceiver	689.00	(10.00)
FT175GX	MkII HF Transceiver	1035.00	(10.00)
FT170	20A P.S.U.	223.75	(6.00)
FT170H	Manual ATU	155.00	(6.00)
FT175HD	Heavy Duty 2m P.S.U.	264.37	(6.00)
FAS14R	Remote Aerial Switch	93.95	(4.00)
FT1738	270cm 45/55W Base Stn.	1395.00	(10.00)
FT2000	2m/70cm Dual Band FM Mobile	659.00	(10.00)
FT290MKII	MkII Super 290 2m Multimode 2.5W	429.00	(6.00)
FT290MKII	MkII 6m M/Mode 2.5W	429.00	(6.00)
FL2025	25W Linear	119.00	(3.00)
FL2025	6m 10W Linear	112.00	(3.00)
FT1212H	2m 45W FM Mobile	329.00	(6.00)
YHA15	2m Helical	8.68	(2.50)
YHA44D	70cm 1/2 wave	12.77	(2.50)
MMB15	Mobile Bracket	14.55	(2.50)
FT1790	70cm Multimode	499.00	(6.00)
FL1025	70cm 25m Linear for above	142.85	(4.00)
FT176	NEW 2m H/field	259.00	
FN89	NEW 70cm H/field	269.10	
FN89	Nicad Battery Pack (23/73)	29.39	(2.50)
FN810	Nicad Battery Pack (23/73)	35.25	(2.50)
FN811	Nicad Battery Pack (23/73)	69.33	(2.50)
NC18C	Charger (23/73)	18.09	(2.50)
SMC28	Charger (23/73) 13A Plug	18.09	(2.50)
NC28	Charger (23/73)	18.09	(2.50)
NC29	Base Charger (23/73)	70.50	(4.00)
PA6	Car Adapt Charger (23/73)	24.68	(2.50)
MH12A2B	Speaker Mic	31.73	(2.50)
MH18A2B	Speaker Mic Miniature (23/73/727)	31.73	(2.50)
FR6900M	60-950MHz Scanning RX	559.00	(10.00)
PA4C	Power Supply for 9600	25.54	(2.50)
PA3	Car Adapter/Charger	22.32	(2.50)
YMK24A	Speaker Mike	35.19	(2.50)
FR6800	HF Receiver	665.00	(10.00)
FRV8000	Converter 118-175 for above	99.95	(4.00)
FR17700	RX ATU	60.28	(3.00)
MH180	Hand 600 8pin mic	24.75	(3.00)
MD1C8	Desk 600 8pin mic	90.95	(3.00)
MF1A3B	Boom mobile mic	28.50	(3.00)
YH17	Lightweight phones	20.42	(3.00)
YH55	Padded phones	20.42	(3.00)
YH1	Lightweight Mobile H/set-Boom mic	29.38	(3.00)
SB10	PTT Switch Box 270/2700	22.95	(2.50)

IC765	HF Transceiver	2550.00	
IC751A	HF Transceiver	1535.00	
IC735	HF Transceiver	949.00	
IC725	HF/Ba se sta n	1015.00	
IC725	HF Ba se Transceiver	779.00	
AT150	150W ATA (735)	335.00	
PS35	Ext PSU (735)	195.00	
IC229E	NEW 2m 25W FM Mobile	299.00	
IC23E	2m New Mini Handheld	269.00	
IC275E	2m 25W Ba se Stn	1090.00	
IC45E	70cm Handheld	304.80	
W2E	NEW 2m/70cm Handheld	395.00	
IC2400	2m/70cm FM Dual Band Mobile	Special price	
IC3220E	270 FM Mobile	499.00	
IC871	Gen Cov RX	875.00	
IC7000	VHF/UHF Scanner	1012.00	
IC-R7100	25 - 2000 MHz receiver	1120.00	
ANT000	25-1300MHz Discone	84.29	
SP3	Ext Speaker	65.39	
CK70	DC Cable (R70/R71)	8.18	
EX257	FM Board (R70/R71)	43.93	
BP63	Battery Pack 7.2V (SE SERIES)	38.58	
BP90	Empty Battery Case (SE SERIES)	10.75	
BP84	Battery Pack 7.2V 1000mAh (SE)	74.03	
CP12	12V Cigar Lead (SE SERIES)	12.72	
DC1	DC/DC Converter operate from 12V	18.40	
HM46	NEW Mini speaker mic	24.15	
HSS1	Headset Inc PTT/Vox unit	42.15	
LC51	Case 2 Set	6.64	
SWB	1.3uA/600uA 8P Ba se Mic	87.87	
R1	150kHz - 1300 MHz RX	349.00	
R72	NEW HF RX	659.00	
R100	5000KHz-1800MHz	510.00	

TS950SD	NEW HF Transceiver	2995.00	(10.00)
TS450	General Cover TXCR	1220.00	(10.00)
TS850	HF Gen. Cov. TXCR	1475.00	(10.00)
TS600	NEW HF + 5m TXCR	1395.00	
PS2	H/Duty PSU	249.00	(6.00)
AT230	All Band ATU/Power Meter	219.00	(6.00)
PS30	Power Supply	229.00	(6.00)
SP31	Speaker	65.95	(4.00)
TL922	10/160 2XW Linear	1495.00	(10.00)
TH26	2m Handheld	229.00	(6.00)
TH46	70cm Handheld	259.00	(6.00)
TH77	2m/70cm Handheld	395.00	(6.00)
TH27	NEW 2m Handheld	239.00	(6.00)
TH47	70cm Handheld	269.00	(6.00)
TR751	2m 25W M/M Mobile	825.00	(10.00)
TS790	VHF/UHF Transceiver	1595.00	(10.00)
R2000	Gen Coverage HF/RX	549.00	(10.00)
VC10	118-174MHz Converter (R2000)	165.00	(4.00)
R5000	General Coverage HF/RX	925.00	(10.00)
VC20	118-174 MHz Converter (R5000)	175.00	(4.00)
TM702	NEW 2m/70cm FM Mobile	495.00	(6.00)
TM741E	2m/70cm FM Mobile	759.00	(10.00)
TM241E	2m FM Mobile 50/10/5W	325.00	(6.00)
TM441E	70cm FM Mobile 35/10/5W	345.00	(6.00)
MC50	4P Desk Mic	47.95	(4.00)
MC50A	8P Desk Mic	92.95	(4.00)
MC80	Electric Desk Mic	55.95	(4.00)
MC85	Desk Mic Audio Level Comp	101.95	(4.00)
MC43	8P Flat Mic	22.95	(3.00)
MC35	4P Flat Mic	22.95	(3.00)
MC55	Mobile Mic (6p. & 8p)	54.95	(3.00)
LF30A	HF Low Pass Filter	33.95	(3.00)
HSS	Lightweight Headphones	28.50	(3.00)
HSS	Deluxe Headphones	38.95	(3.00)

## C W Keyers

HL-MOUND	Straight key (adjustable tension)	50.75	(4.00)
HK 703	Straight key (adjustable tension)	26.75	(4.00)
HK 705	Straight key (adjustable tension)	29.50	(4.00)
HK 706	Straight key (adjustable tension)	26.00	(4.00)
HK 707	Straight key (adjustable tension)	27.00	(4.00)
HK 802	Straight key (Deluxe-Brass)	100.00	(4.00)
HK 803	Straight key (Brass)	91.50	(4.00)
HK 703	Squeeze key	37.80	(4.00)
MX 704	Squeeze key	25.50	(4.00)
MX 706	Squeeze key	35.75	(4.00)
STARMASTER	Electronic Keyer Unit (No Paddle)	59.95	(4.00)
Dewsbury	Electronic Memory Keyer (No Paddle)	95.00	(4.00)

## Rotators

AR200XL	Light Duty	50.50	(6.00)
G250	Light Duty	79.75	(6.00)
G400	Medium Duty	152.00	(6.00)
G400RC	Medium Duty (Round Face)	182.85	(6.00)
G600RC	Medium/Heavy Duty	240.00	(6.00)
G2000RC	Heavy Duty	454.00	(6.00)
G500A	Elevating Rotator	203.00	(6.00)
GSR400B	Acimizing/Elevating	383.00	(6.00)

## SWR/PWR Meters

HANSEN	Oscar 171B	3.5-150MHz	27.45	(4.00)
YAESU	Y550	1.6-50MHz	95.00	(3.00)
YAESU	Y500	140-525MHz	83.00	(3.00)
COMET	CM420	140-150/430-450	36.75	(4.00)
COMET	CD120	1.8-200MHz	76.60	(4.00)
COMET	CD120	1.6-50MHz	90.85	(4.00)
COMET	CD2700	140-525 MHz	78.65	(4.00)
DIAWA	CN101	1.8-150 MHz 15/150 MHz 15/150/1500	59.95	(4.00)
DIAWA	CN103N	150-525 MHz 20/200m	69.95	(4.00)

## Miscellaneous

CS201	3 Way S0239 Switch	13.95	(4.00)
CS201GS	2 Way 11 S'Kts Switch	27.50	(4.00)
Comet CSW20	S0239 switch	26.50	(4.00)
T25	30W Dummy Load	11.60	(3.00)
T100W	100W Dummy Load	50.00	(3.00)
T200	200W Dummy Load	66.50	(3.00)
WAI	Wavemeter 120-450MHz	27.84	(3.00)
Datong D70	Morse Tator	64.95	(4.00)
Datong FL2	Audio Filter	99.95	(4.00)
Datong FL3	Audio Filter/Autotone	149.95	(4.00)
Datong ASP	Processor 4 pin	94.95	(4.00)
Datong ASP	Processor 8 pin	94.95	(4.00)
Datong AD370	Active Antenna	79.95	(4.00)

## Antennas

D130	26-1300MHz Discone	76.55	(6.00)
Jaybeam	133 MkII 3e HF Tribander	403.10	(10.00)
Creative	CD318 JR 4e HF Tribander	305.00	(10.00)
Creative	CD318 4e HF Tribander	357.00	(10.00)
GPV55	2m Colinear	46.49	(6.00)
WX1	2m/70cm Base Fibre Glass	56.00	(6.00)
WX2	2m/70cm Base Fibre Glass	76.65	(6.00)
WX4	2m/70cm Base Fibre Glass	101.16	(6.00)
CF16MNH	2m/70cm Diplexer	26.00	(4.00)
OSTDHP	10/50m trapped dipole	55.76	(6.00)



Instant credit available  
Mail/Telephone order by cheque or credit card  
Cheques cleared before goods despatched.



OPEN TUES-SAT 9.00-5.30  
(CLOSED MONDAYS)  
LUNCH 1-2pm

STOCK ITEMS USUALLY  
DESPATCHED WITHIN 48HRS

DELIVERY/INSURANCE PRICES  
IN BRACKETS  
(E&OE)

# SHORT WAVE MAGAZINE

The UK's biggest, brightest and most readable monthly magazine for the radio enthusiast.

The May issue, now on sale at your newsagent, features religious broadcasters. These provide the short wave listener with regular and interesting programmes in a variety of different languages as they spread the gospel in their own way over the airwaves.

The Sony ICF-SW77 world band receiver and the ICS FAX-2 decoder unit are the subjects of the reviews. All the regular columns are still there, including Airband, Scanning, Junior Listener, Info in Orbit, DXTV Roundup, Watching Brief, Propagation, LM&S, SSB Utility Listening, Amateur Bands Roundup, Satellite TV and, of course, Decode.

Everyone should be reading **Short Wave Magazine** - including you!

**short wave magazine**  
MAY 1992 £1.75 ISSN 0037-4261

**AMATEUR RADIO RECEIVING STATION G-13038**

Regular Features  
Airband, Scanning, Junior Listeners, SSB Utility Listening, Propagation and Broadcast Enthusiasts

**RELIGIOUS BROADCAST SPECIAL**

**FEBIA BROADCASTS IN YAO TO MALAWI**



# PW BOOK SERVICE

The books listed have been selected as being of special interest to our readers. They are supplied from our editorial address direct to your door. Some titles are overseas in origin.



0202 665524

## HOW TO ORDER

**POST AND PACKING; add £1.00 for one book, £2.00 for two or more books, orders over £40 post and packing free,** (overseas readers add £1.75 for one book, £3.50 for two or more for surface mail postage) and send a postal order, cheque or international money with your order (quoting book titles and quantities) to **PW Publishing Limited, FREEPOST, Enefco House, The Quay, Poole, Dorset BH15 1PP.** Please make your cheques payable to PW Publishing Ltd. Payment by Access, Mastercard, Eurocard or Visa also accepted on telephone orders to Poole (0202) 665524. Books are normally despatched by return of post but please allow 28 days for delivery. Prices correct at time of going to press. Please note: all payments must be made in Sterling.

O/P = Out of print, O/S = Out of stock.

### LISTENING GUIDES

#### FERRELL'S CONFIDENTIAL FREQUENCY LIST


Compiled by Geoff Hallihey

The band 4-28MHz covered in great depth. Who's using what frequency and mode, what's that call sign? These are some of the answers this book will help you find. A very comprehensive book... *SEE SPECIAL OFFER ON PAGE 52.*

#### SOUNDS EASY

Compiled by Ken Davies

A complete guide to the numerous local radio stations throughout the UK. If you do a lot of travelling this book is invaluable. Itemised by areas, it makes finding you kind of sounds easy. 52 pages. **£2.95**



#### AIR TRAFFIC RADIO

Ken Davies

Frequencies and abbreviations used in air traffic control throughout the UK. Where to listen for tower, ground and radar control in civilian and other airports. It also includes a small section on off-shore oil related use. 64 pages. **£3.95**

#### INTERNATIONAL RADIO STATIONS GUIDE (BP255)

New revision by Peter Shore

As in, 'Broadcast Roundup', his column in *PW*, Peter Shore has laid this book out in world areas. There are sections covering English language transmissions, programmes for DXers and s.w.l.s. Along with sections on European medium wave and UK f.m. stations. 266 pages. **£5.95**

#### AIR BAND RADIO HANDBOOK (3rd Edition)

David J. Smith

Listen to conversations between aircraft and ground control. The author, an air traffic controller, explains more about this listening hobby. 174 pages. **£7.50**

#### DIAL SEARCH

George Wilcox

The listener's check list and guide to European broadcasting. Covers m.w., l.w., v.h.f. and s.w., including two special maps. 54 pages. **£3.95**

#### FLIGHT ROUTINGS

T.T. Williams

Identifies the flights of airlines, schedule, charter, cargo and mail, to and from the UK and Eire and overflights between Europe and America. 104 pages. **£5.25**

#### GUIDE TO BROADCASTING STATIONS

20th Edition

Philip Darrington

Frequency and station data, receivers, antennas, Latin American DXing, reporting, computers in radio, etc. 240 pages. **£10.95**

#### GUIDE TO FACSIMILE STATIONS 11th Edition

Joerg Klingenfuss

This manual is the basic reference book for everyone interested in FAX. Frequency, call sign, station name, ITU country/geographical symbol, technical parameters of the emission are all listed. All frequencies have been measured to the nearest 100Hz. 408 pages **£16.00**

#### GUIDE TO FORMER UTILITY TRANSMISSIONS 3rd Edition

Joerg Klingenfuss

Built on continuous monitoring of the radio spectrum from the sixties until the recent past. A useful summary of the former activities of utility stations providing information for the classification and identification of radio signals. 126 pages. **£8.00**

#### GUIDE TO UTILITY STATIONS 10th Edition

Joerg Klingenfuss

This book covers the complete short wave range from 3 to 30MHz together with the adjacent frequency bands from 0 to 150kHz and from 1.6 to 3MHz. It includes details on all types of utility stations including FAX and RTTY. There are 19136 entries in the frequency list and 3514 in the alphabetical call sign list plus press services and meteorological stations. 534 pages. **£21.00**

#### HF OCEANIC AIRBAND COMMUNICATIONS 3rd Edition

Bill Laver

HF aircraft channels by frequency and band, main ground radio stations, European R/T networks and North Atlantic control frequencies. 31 pages. **£3.95**

#### MARINE UK RADIO FREQUENCY GUIDE

Bill Laver

A complete guide to the UK s.w. and v.h.f. marine radio networks. Useful information, frequency listings and the World Marine Coastal Phone Stations. 62 pages. **£4.95**

#### NEWNES SHORT WAVE LISTENING HAND BOOK

Joe Pritchard GIUQW

A technical guide for all short wave listeners. Covers construction and use of sets for the s.w.l. who wants to explore the bands up to 30MHz. 288 pages. **£14.95**

#### RADIO LISTENER'S GUIDE 1992

Clive Woodyear

This is the third edition of the essential radio listener's guide. Simple-to-use maps and charts show the frequencies for all the radio stations in the UK. When travelling or at home, the guide gives you all the frequencies you'll ever need. 56 pages. **£2.95**

#### THE COMPLETE VHF/UHF FREQUENCY GUIDE

This book gives details of frequencies from 26-2250MHz with no gaps and who uses what. Recently updated, there are chapters on equipment requirements as well as antennas, etc. 88 pages. **£5.95**

#### THE INTERNATIONAL VHF FM GUIDE

7th Edition.

Julian Baldwin G3UHK and Kris Partridge G8AUU

The latest edition of this useful book gives concise details of repeaters and beacons worldwide plus coverage maps and further information on UK repeaters. 79 pages. **£2.85**

#### THE POCKET GUIDE TO RTTY AND FAX STATIONS

Bill Laver

A handy reference book listing RTTY and FAX stations, together with modes and other essential information. The listing is in ascending frequency order, from 1.6 to 27.1MHz. 60 pages. **£3.95**

#### SHORT WAVE LISTENERS CONFIDENTIAL FREQUENCY LIST

Bill Laver

Covering the services and transmission modes that can be heard on the bands between 1.635 and 29.7MHz. 187 pages. **£8.95**

#### VHF/UHF AIRBAND FREQUENCY GUIDE 4th Edition

A complete guide to the airband frequencies including how to receive the signals, the frequencies and services. VOLMET and much more about the interesting subject of airband radio. 123 pages. **£6.95**

#### WORLD RADIO TV HANDBOOK 1992

Country-by-country listings of l.w., m.w., & s.w. broadcasting and TV stations. Receiver test reports, English

language broadcasts. The listener's 'Bible'.

590 pages. **£18.95**

### ANTENNAS (AERIALS)

#### ALL ABOUT CUBICAL QUAD ANTENNAS

William I. Orr W6SAI and Stuart D. Cowan W2LX

The quad antenna came into being, and popularity, over 50 years ago. This book shows you how to design build and 'feed' this versatile antenna. If you just want to build one then, there are ready to go designs for bands between 7 and 50MHz. 122 pages. **£6.75**

#### THE ANTENNA EXPERIMENTER'S GUIDE

Peter Dodd G3LDO

Although written for radio amateurs, this book will be of interest to anyone who enjoys experimenting with antennas. You only need a very basic knowledge of radio & electronics to get the most from this book. 207 pages. **£8.90**

#### AN INTRODUCTION TO ANTENNA THEORY (BP198)

H. C. Wright

This book deals with the basic concepts relevant to receiving and transmitting antennas. Lots of diagrams reduce the amount of mathematics involved. 86 pages. **£2.95**

#### ANTENNA IMPEDANCE MATCHING

Wilfred N. Caron

Proper impedance matching of an antenna to a transmission line is of concern to antenna engineers and to every radio amateur. A properly matched antenna as the termination for a line minimises feed-line losses. Power can be fed to such a line without the need for a matching network at the line input. There is no mystique involved in designing even the most complex multi-element networks for broadband coverage. Logical step-by-step procedure is followed in this book to help the radio amateur with this task. 192 pages. **£11.95**

#### BEAM ANTENNA HANDBOOK (USA)

W. I. Orr W6SAI & S. D. Cowan W2LX

Design, construction, adjustment and installation of h.f. beam antennas. 198 pages. **£7.50**

#### NOVICE ANTENNA NOTEBOOK

Doug DeMaw W1FB

Another book from the pen of W1FB, this time offering "new ideas for beginning hams". All the drawings are large and clear and each chapter ends with a glossary of terms. 130 pages. **£6.95**

#### SIMPLE, LOW-COST WIRE ANTENNAS FOR RADIO AMATEURS

W. I. Orr W6SAI & S. D. Cowan W2LX

Efficient antennas for Top Band to 2m, including "invisible" antennas for difficult station locations. 191 pages. **£7.50**

#### THE ARRL ANTENNA BOOK 16th Edition

A station is only as effective as its antenna system. This book covers propagation, practical constructional details of almost every type of antenna, test equipment and formulas and programs for beam heading calculations. **£14.50**

#### THE ARRL ANTENNA COMPENDIUM Volume One

Fascinating and hitherto unpublished material. Among the topics discussed are quads and loops, log periodic arrays, beam and multi-band antennas, verticals and reduced size antennas. 175 pages. **£9.50**

#### THE ARRL ANTENNA COMPENDIUM Volume Two

Because antennas are a topic of great interest among radio amateurs, ARRL HQ continues to receive many more papers on the subject than can possibly be published in *QST*. Those papers are collected in this volume. 208 pages. **£9.50**

#### HF ANTENNA COLLECTION (RSGB)

Edited by Erwin David G4LOI

This book contains a collection of useful, and

interesting h.f. antenna articles, first published in the RSGB's *Radio Communication* magazine, between 1968 and 1989, along with other useful information for the antenna builder. 233 pages. **£9.50**

#### THE RADIO AMATEUR ANTENNA HANDBOOK

William I. Orr W6SAI & Stuart D. Cowan W2LX

Yagi, quad, quagi, l-p, vertical, horizontal and "sloper" antennas are all covered. Also towers, grounds and rotators. 190 pages. **£6.75**

#### W1FB'S ANTENNA NOTEBOOK

Doug DeMaw W1FB

This book provides lots of designs, in simple and easy to read terms, for simple wire and tubing antennas. All drawings are large and clear making construction much easier. 124 pages. **£6.95**

#### WIRES & WAVES

Collected Antenna Articles from PW 1980-1984

Antenna and propagation theory, including NBS Yagi design data. Practical designs for antennas from medium waves to microwaves, plus accessories such as a.t.u.s, s.w.r. and power meters and a noise bridge. Dealing with TVI. 160 pages. **£3.00**

#### YAGI ANTENNA DESIGN

Dr James. L. Lawson W2PVP

This book is a polished and expanded version of a series of articles first published in *Ham Radio* following on from a series of lectures by the author, who was well-known as the expert on Yagi design is here including practical designs. 210 pages. **£10.95**

#### 25 SIMPLE AMATEUR BAND AERIALS (BP125)

E. M. Noll

How to build 25 simple and inexpensive aerials, from a simple dipole through beam and triangle designs to a mini-rhombic. Dimensions for specific spot frequencies including the WARC bands. 80 pages. **£1.95**

#### 25 SIMPLE INDOOR AND WINDOW AERIALS (BP136)

E. M. Noll

Designs for people who live in flats or have no gardens, etc., giving surprisingly good results considering their limited dimensions. 64 pages. **£1.75**

#### 25 SIMPLE SHORT WAVE BROADCAST BAND AERIALS (BP132)

E. M. Noll

Designs for 25 different aerials, from a simple dipole through helical designs to a multi-band umbrella. 80 pages. **£1.95**

#### 25 SIMPLE TROPICAL AND MW BAND AERIALS (BP145)

E. M. Noll

Simple and inexpensive aerials for the broadcast bands from medium wave to 49m. 64 pages. **£1.75**

### MORSE

#### INTRODUCING MORSE

Collected Articles from PW 1982-1985

Ways of learning the Morse Code, followed by constructional details of a variety of keys including lambic, Triambic, and an Electronic Bug with a 528-bit memory. 48 pages. **£1.25**

#### THE SECRET OF LEARNING MORSE CODE

Mark Francis

Designed to make you proficient in Morse code in the shortest possible time, this book points out many of the pitfalls that beset the student. 87 pages. **£4.95**

### SATELLITES

#### AN INTRODUCTION TO SATELLITE TELEVISION (BP195)

F. A. Wilson

Answers all kinds of questions about satellite television. For the beginner thinking about hiring or purchasing a satellite TV system there are details to help you along. For the engineer there are technical details including calculations, formulae and tables. 104 pages. **£5.95**

Practical Wireless, June 1992



## NEWNES GUIDE TO SATELLITE TV

**Derek Stephenson**

This book, the 2nd edition, is a hard bound volume, printed in high quality paper. The author is a satellite repair and installation engineer and the book covers all information needed by the installation engineer, the hobbyist and the service engineer to understand the theoretical and practical aspects of satellite reception with dish installation and how to trouble-shoot when picture quality is not up to anticipated reception. Mathematics has been kept to a minimum. *256 pages. £16.95*

## THE SATELLITE EXPERIMENTER'S HANDBOOK 2nd Edition

**Martin Davidoff K2UBC**

The book is divided into four main sections - History, Getting Started, Technical Topics and Appendices. It provides information on spacecraft built by, and for, radio amateurs. In addition, it discusses weather, TV-broadcast and other satellites of interest to amateurs. *313 pages £14.50*

## SATELLITE TELEVISION A layman's guide

**Peter Pearson**

Pictures from space, that's what satellite television is all about. Orbiting satellites 35 000km high receiver TV signals from stations on the earth and retransmit them back again. This book explains all you need to know to set up your own satellite TV terminal at home, dish and accessories, cable and tuner. *73 pages. £1.00*

## SATELLITE TELEVISION INSTALLATION GUIDE 2nd Edition

**John Breeds**

A practical guide to satellite television. Detailed guidelines on installing and aligning dishes based on practical experience. *56 pages. £11.95*

## THE SATELLITE BOOK (A complete guide to satellite TV theory and practice)

**John Breeds**

This book deals almost exclusively with television broadcast satellites and is a comprehensive collection of chapters on topics, each written by an expert in that field. It appears to be aimed at the professional satellite system installer, for whom it is invaluable, but it will be appreciated by a much wider audience - anyone interested in satellite technology. *280 pages. £27.00*

## WEATHER SATELLITE HANDBOOK 4th edition Dr Ralph E. Taggart WB8DQT


This book explains all about weather satellites, how they work and how you can receive and decode their signals to provide the fascinating pictures of the world's weather. There are plenty of circuit diagrams and satellite predicting programs. *192 pages. £14.50*

## AMATEUR RADIO

### W1FB's QRP NOTEBOOK 2nd Edition

**Doug De Maw W1FB**

The new improved and updated 2nd edition of this book, covers the introduction to QRP, construction methods, receivers and transmitters for QRP. This workshop-notebook style publication, which is packed with new designs for the keen QRP operator, also covers techniques, accessories and has a small technical reference section. *175 pages. £7.95*



### PRACTICAL IDEAS FOR RADIO AMATEURS Ian Poole G3YWX

The 1992 Offers a wealth of hints, tips and general practical advice for all transmitting amateurs and short wave listeners. *128 pages. £5.95*

### THE ARRL HANDBOOK FOR RADIO AMATEURS 1992

The 1992 edition of this extremely useful reference book contains much new material. Packed with information, it's one of the most useful books available for the modern radio amateur. *Approx 1000 pages. £16.95.*

### AN INTRODUCTION TO RADIO WAVE PROPAGATION (BP293)

**J.G. Lee**

How does the sun and sunspots affect the propagation of the radio waves which are the basis of our hobby? They affect the ionosphere, but differing frequencies are treated differently. Find out how to use charts to predict frequencies that will be the most profitable.

What effect will noise have on the signal? Find out with this book. *116 pages. £3.95*

### AN INTRODUCTION TO VHF/UHF FOR RADIO AMATEURS (BP281)

**I.D. Poole**

An excellent book to go with the new Novice or full callsign. Nine chapters and an appendix deal with all aspects and frequencies from 50 to 1300MHz. *96 pages. £3.50*

### W1FB's DESIGN NOTEBOOK

**Doug DeMaw W1FB**

This book is aimed at the non-technical amateur who wants to build simple projects and obtain a basic understanding of amateur electronics. *195 pages. £8.50*

### QRP CLASSICS

**Edited by Bob Schetgen KU7G**

Operating QRP is fun. This book increases the enjoyment by showing you how to build items that you can be proud of. The can hold their own against the 'Kenyaecom' rig, and come much cheaper too. Extracts from QST and the ARRL handbook, superbly packed in. *274 pages. £9.95*

### W1FB'S HELP FOR NEW HAMs

**Doug DeMaw W1FB**

This book covers everything from getting acquainted with new equipment to constructing antennas, station layout, interference and operating problems to on-the-air conduct and procedures. *155 pages. £6.95*

### ALL ABOUT VHF AMATEUR RADIO

**W. I. Orr W6SAI**

VHF/UHF propagation, including moonbounce and satellites, equipment and antennas. *172 pages. £9.50.*

### AMATEUR RADIO CALL BOOK (RSGB) 1991 Edition

Now incorporates a 122-page section of useful information for amateur radio enthusiasts. *429 pages. £7.20*

### AMATEUR RADIO SATELLITES the first 25 years Arthur C. Gee G2UK

This souvenir publication is mainly a pictorial account of the pattern of developments which have occurred over the last 25 years in amateur radio satellite operations. *34 pages. £2.25*

### AN INTRODUCTION TO AMATEUR COMMUNICA- TIONS SATELLITES BP290

**A. Pickard**

This book describes several currently available systems, their connection to an appropriate computer and how they can be operated with suitable software. *102 pages. £3.95*

### AN INTRODUCTION TO AMATEUR RADIO (BP257) I. D. Poole

This book gives the newcomer a comprehensive and easy to understand guide through amateur radio. Topics include operating procedures, jargon, propagation and setting up a station. *150 pages. £3.50*

### HINTS AND KINKS FOR THE RADIO AMATEUR Edited by Charles L. Hutchinson and David Newkirk

A collection of practical ideas gleaned from the pages of QST magazine. *152 pages. £4.95*

### HOW TO PASS THE RADIO AMATEURS' EXAMINATION (RSGB)

**Clive Smith G4FZH and George Benbow G3HB**

The background to multiple choice exams and how to study for them with sample RAE papers for practice plus maths revision. *88 pages. £6.70*

### PASSPORT TO AMATEUR RADIO

**Reprinted from PW1981-1982**

The famous series by GW3JGA, used by thousands of successful RAE candidates in their studies. Plus other useful articles for RAE students. *96 pages. £1.50*

### PRACTICAL GUIDE TO PACKET OPERATION IN THE UK

**Mike Mansfield G6AWD**

Introduces the concept of packet radio to the beginner. Problem areas are discussed and suggestions made for solutions to minimise them. Deals with the technical aspects of packet taking the reader through setting up and provides a comprehensive guide to essential reference material. *91 pages. £7.95*

### RADIO AMATEUR CALLBOOK INTERNATIONAL LISTINGS 1992 70th Edition

The only publication listing licensed radio amateurs throughout the world. Also includes DXCC Countries list, standard time chart, beacon lists and much more. *Over 1400 pages. £19.50*

### RADIO AMATEUR CALLBOOK NORTH AMERICAN LISTINGS 1992 70th Edition

Listings of US amateurs (including Hawaii). Also contains standard time chart, census of amateur licences of the world, world-wide QSL bureau and much more. *Over 1400 pages. £19.50*

### RADIO AMATEUR'S GUIDE TO RADIO WAVE PROPAGATION (HF Bands).

**F. C. Judd G2BCX**

The how and why of the mechanism and variations of propagation in the h.f. bands. *144 pages. £15.00*

### THE ARRL OPERATING MANUAL

Another very useful ARRL book. Although written for the American amateur, this book will also be of use and interest to the UK amateur. *684 pages £12.95*

### THE ARRL SATELLITE ANTHOLOGY

The best from the Amateur Satellite News column and articles out of 31 issues of QST have been gathered together in this book. The latest information on OSCARs 9 through 13 as well as the RS satellites is included. Operation on Phase 3 satellites (OSCAR 10 and 13) is covered in detail. *97 pages. £5.95*

### THE ARRL UHF/MICROWAVE EXPERIMENTER'S MANUAL

**Various Authors**

A truly excellent manual for the keen microwave enthusiast and for the budding 'microwaver'. With contributions from over 20 specialist authors. Chapters covering techniques, theory, projects, methods and mathematics. *446 pages. £14.50*

### THE COMPLETE DX'ER

**Bob Locher W9KNI**

Now back in print, this book covers equipment and operating techniques for the DX chaser, from beginner to advanced. *187 pages £7.95*

### THE RADIO AMATEUR'S QUESTIONS & ANSWER REFERENCE MANUAL. 4th Edition.

**R. E. G. Petri G8CCJ**

This book has been compiled especially for students of the City and Guilds of London Institute RAE. It is structured with carefully selected multiple choice questions, to progress with any recognised course of instruction, although it is not intended as a text book. *280 pages. £7.95*

### THE RAE MANUAL (RSGB)

**G.L.Benbow G3HB**

The latest edition of the standard aid to studying for the Radio Amateurs' Examination. Updated to cover the latest revisions to the syllabus. *132 pages. £6.70*

### YOUR GATEWAY TO PACKET RADIO


**Stan Horzepa WA1LOU**

What is packet radio good for and what uses does it have for the 'average' amateur? What are protocols? where, why, when? Lots of the most asked questions are answered in this useful book. It included details of networking and space communications using packet. *278 pages. £8.95*

## THEORY

### REFLECTIONS Transmission Lines & Antennas M.Walter Maxwell W2DU

This will help dispel the half-truths and outright myths that many people believe are true about transmission lines, standing waves, antenna matching, reflected power and antenna tuners. *323 pages. £14.50*



## SHORT WAVE COMMUNICATIONS

**Peter Rouse GU1DKD**

A new book from the word-processor of this best-selling author. Covers a very wide area and so provides an ideal introduction to the hobby of radio communications. International frequency listings for aviation, marine, military, space launches, search and rescue, etc. Chapters on basic radio propagation, how to work your radio and what the controls do, antennas and band plans. *187 pages. £8.95*

## A BEGINNERS GUIDE TO MODERN ELECTRONIC COMPONENTS (BP285)

**R.A. Penfold**

This book covers a wide range of modern components. The basic functions of the components are described, but this is not a book on electronic theory and does not assume the reader has an in-depth knowledge of electronics. It is concerned with practical aspects such as colour codes, deciphering code numbers and the suitability. *164 pages. £3.95*

## AUDIO (Elements of electronics - book 6)

**F. A. Wilson**

This book studies sound and hearing, and examines the operation of microphones, loudspeakers, amplifiers, oscillators, and both disk and magnetic recording. Intended to give the reader a good understanding of the subject without getting involved in the more complicated theory and mathematics. *320 pages. £3.95*

## EVERYDAY ELECTRONICS DATA BOOK

**Mike Tooley BA**

This book is an invaluable source of information of everyday relevance in the world of electronics. It contains not only sections which deal with the essential theory of electronic circuits, but it also deal with a wide range of practical electronic applications. *250 pages. £8.95*

## FILTER HANDBOOK A practical design guide Stefan Niewiadomski

A practical book, describing the design process as applied to filters of all types. Includes practical examples and BASIC programs. *195 pages. £25.00*

## FROM ATOMS TO AMPERES

**F.A.Wilson**

Explains in simple terms the absolute fundamentals behind electricity and electronics. *244 pages. £3.50*

## PRACTICAL ELECTRONICS CALCULATIONS AND FORMULAE (BP53)

**F. A. Wilson**

This has been written as a workshop manual for the electronics enthusiast. There is a strong practical bias and higher mathematics have been avoided where possible. *249 pages. £3.95*

## SOLID STATE DESIGN FOR THE RADIO AMATEUR Les Hayward W7ZOI and Doug DeMaw W1FB

Back in print by popular demand! A revised and corrected edition of this useful reference book covering all aspects of solid-state design. *256 pages. £10.95*

## THE ARRL ELECTRONICS DATA BOOK

**Doug DeMaw W1FB**

Back by popular demand, completely revised and expanded, this is a handy reference book for the r.f. designer, technician, amateur and experimenter. *260 pages. £8.95*

## TRANSMISSION LINE TRANSFORMERS Jerry Seveck W2FMI

This is the second edition of this book, which covers a most intriguing and confusing area of the hobby. It should enable anyone with a modicum of skill to make a balun, etc. *270 pages. £13.50*

To help readers find the book they want, we have split the Book Service into two parts. The full selection of books will, as a result, be found spread over two issues of PW. Reducing the number of books described each month, enables us to provide more information on each book, increase the size of the print and provide photographs wherever possible.



**To advertise on this page see booking form below.**

*Whilst prices of goods shown in advertisements are correct at the time of going to press, readers are advised to check both prices and availability of goods with the advertiser before ordering from non-current issues of the magazine*

## Computer Soft/w & Hard/w

76, CHURCH STREET, LARKHALL, LANARKSHIRE ML9 1HE  
Phone: (0698) 884585, Mon-Fri, 9am-5pm. OR. Phone: (0698) 883334 any other time.  
IMMEDIATE dispatch on all **ACCESS & VISA** orders  
**PHONE OR WRITE NOW FOR FREE QUOTE & FREE CATALOGUE with every S.A.E.**

---

*SERVICE MANUALS & SERVICE SHEETS*

Remember, not only do we have EVERY Service Sheet ever made, but we also have  
**ONE OF THE WORLDS LARGEST SELECTION OF SERVICE MANUALS**  
**NOTE:- Over 200 separate Titles of Technical books are always in stock, over 1/2 are exclusive to TIS!**  
**CTV SERVICING by KING - £14.95, VCR SERVICING by BEECHINGS - £25.00, Ku-BAND SATELLITE TV - £25.00**

We can supply Service Manuals for almost any type of Equipment. Televisions, Video Recorders, Amateur Radio, Test Equipment, Vintage Valve, any type of Audio Equipment, Military Surplus etc. etc.

All makes and models supplied from the 1930's to the present.

Originals or photostats supplied as available.

FREE repair and Data Guide with all orders or SAE for your copy.

**Tel: (0844) 51694    FAX: (0844) 52554**

Spare Parts, Service Manuals and a comprehensive repair service now available for all makes of Test Equipment (Scopes, Generators, PSU's, AVO's, Counters, DMM's etc. etc.).

We support equipment manufactured by over 100 different companies. New secondhand Test Equipment also supplied. Valves & Misc Components also supplied. Trade Enquiries welcome. No minimum order charge.

41 Bushmead Road, Eaton Socon, St Neots,  
Cambs, PE19 3BT  
Tel + Fax: (0480) 214488

**OJN COMMUNICATIONS** CB, Amateur, PMR, Repairs, VSWR, Power, Modulation, Checks. Call ALAN, Billerica (0277) 624386.

**COURSE FOR CITY & GUILDS**, Radio Amateurs Examination. Pass this important examination and obtain your licence, with an RRC Home Study Course. For details of this and other courses (GCSE, career and professional examinations, etc) write or phone - **THE RAPID RESULTS COLLEGE**, DEPT JX121, Tuition House, London SW19 4DS. Tel: 081-947 7272 (9am-5am) or use our 24hr Recordcall service 081-946 1102 Quoting JX121.

**HEATHKIT EDUCATIONAL PRODUCTS/UK DISTRIBUTOR** Spares and Service Centre. Cedar Electronics, 12 Isbourne Way, Broadway Road, Winchcombe, Cheltenham, Glos. GL54 5NS. Tel: 0242 602402.

**STUDY ELECTRONICS ON THE BBC MICRO.** An interactive approach to learning. Three program titles now available. Introduction to Electronics Principles, 'Electronics Mathematics' and 'Digital Techniques'. Programs include theory, examples, self test questions, formulae, charts and circuit diagrams. User inputs and calculated outputs. £29.95 each + £2.00 pp. Cheque or Postal Order to E.P.T. Educational Software, Pump House, Lockram Lane, Witham Essex CM8 2BJ. Please state BBC B/Master series and disc size.

## Components

**J. A. B. Electronic and RF Components.** (Toko coils etc) & Kits for many mag projects. Callers 1180 Aldridge Road, (rear Queslett Motors), Great Barr, Birmingham. Tel: 021-366 6928 for opening times. Our 1992 MAIL ORDER catalogue lists over 3000 products send £1.25 for your copy & discount vouchers.

**COMMODORE COMPUTERS** (+4, C16, 64, 128).  
 "MICROCOM" CW/RTTY TX/RX with superb Morse tutor.  
 "TURBO LOG" ultimate high speed station log.  
 "MICROCOM INTERFACE" ready built. S.A.E. to:- Moray  
 Micro Computing, Enzie Slackhead, Buckie, Moray AB5  
 2BR. (Telephone: 0542 7384).

**IBM/COMPATIBLE SHAREWARE 10,000+ FILES.**

Send £1.50 for comprehensive catalogue on disk.  
Cheapest prices! AK SHAREWARE, 54 Sheldrake Road,  
Mudford, Dorset BH23 4BP.

PC MORSE TRAINER, the ultimate PC tutor. Send/receive, including foreign, punctuation, and procedurals. £37.50. Write/phone for superb FREE demo of our latest program. ATARI 520/1040/STE all resolutions. Highly commended, the MORSE MASTER program lets you train under realistic on-air conditions. £32.50. Both products supplied with interface cable for key.

**BOSCAD Limited**, 16 Aytoun Grove,  
Baldriceburn, Dunfermline, FIFE KY12  
9TA. Tel: (0383) 729584 evenings.

**COMPUTER AND PRINTER CONSUMABLES** Keen prices for disks, ribbons, paper, etc. also supply computers and printers. Aardvark Computer Services. Tel: (0943) 862885.

RTTY, AMTOR, CW (Tx and Rx) SSTV, FAX, Audio Analyzer (Rx only). See review PW June 1990 Page 66. A high performance multimode programme for IBM PC compatibles. £99 complete. Any mix of modes to your choice - send SAE for details and prices. Use with ST5, Versaterm etc, or our matching T.U., built, boxed: £69. State callsign, if any, with order.

2 Beacon Close, SEAFORD, East Sussex BN25 2JZ  
Tel: (0323) 893378.

## ORDER FORM FOR CLASSIFIED ADS PLEASE WRITE IN BLOCK CAPITALS

The prepaid rate for classified advertisements is 42 pence per word (minimum 12 words), box number 70p extra. Semi-display setting £13.90 per single column centimetre (minimum 2.5cm). Please add 17.5% VAT to the total. All cheques, postal orders, etc., to be made payable to Practical Wireless. Treasury notes should always be sent by registered post. Advertisements, together with remittance should be sent to the Classified Advertisement Dept., Practical Wireless, Enefco House, The Quay, Poole, Dorset BH15 1PP. Telephone (0202) 676033.

Please insert this advertisement in the ..... issue of Practical Wireless (if you do not specify an issue we will insert it in the next available issue of PW) for.....insertion/s. I enclose Cheque/P.O. for £.....(42p per word, 12 minimum, please add 17.5% VAT to total).

Name .....

Address .....

Telephone No.: .....

**Box Number @ 70p: Tick if appropriate .....**

**Category Heading:** .....

[illegible]



## Wanted

**WANTED VALVES ESP.** KT66, KT88, PX4, PX25, Klystrons, Magnetrons, Transistors, I.C.s, Plugs, Sockets. If possible send written list - we reply same day. Cash waiting. BILLINGTON VALVES, Oakdene Industrial Estate, Near Horsham RH13 8AZ. Callers please phone for appointment. Tel: (0403) 865105. FAX: (0403) 865106. Telex: 87271.

**TEST GEAR.** Computers, Computer Surplus, Amateur. Bought for cash. (0425) 274274

**WANTED,** Most pre-1965 wireless and audio components and accessories. In large or small quantities. Must be new or unused. **WANTED,** pre-1975 wireless, TV, books and magazines. Also **MOST VALVES WANTED for CASH.** Must be unused and boxed. CBS, 157 Dickson Road, Blackpool FY1 2EU. Tel: (0253) 751858.

## Receivers

**G3LLL for ICOM & YAESU** - BUT Holidays? Phone first! Also CW Filters FT101ZD, 902, 707 & 102 £40 P.P. - Valves & Mod kits 101E, etc. - P.X. Commission sales. HOLDINGS AMATEUR ELECTRONICS, 45 Johnson Street, Blackburn BB2 1EF. Tel: (0254) 59595.

**BOUGHT A STORNO 4000 RECENTLY? NO CHIPS??** We've got them! From £12 only. Send S.A.E. for further details. ERIO Services, PO Box 251, Newcastle Staffs ST5 2AN.

**B.F.O. KITS,** resolves single side-band on almost any radio, £14.95. CORRIGAN RADIOWATCH, 7 York Street, Ayr KA8 8AR.

## For Sale



**Used amateur radio equipment.  
Bought, sold & exchanged.  
Mail order no problem.  
Send SAE for lists.**

Phone Dave on (0708) 862841 anytime.  
Callers by appointment.

**G4TNY Amateur Radio,**  
PO Box 1790, Colchester CO2 8TY

**OSCILLOSCOPE EX-M.O.D.** double beam with lead manual £60.00. Probe kits for above scope £23.00 ex-m.o.d. morse keys £10.00 Ex p.m.r. storno QRP 612 10w 12 channel f.m. Tx/Rx suitable for 2m conversion with speaker mike and ni-cad pack and manual £50.00. Send large S.A.E. for component and surplus lists. Collectors Paradise, 56a Worcester Street, Wolverhampton WV2 4LL. Tel: 20315.

**HEWLETT PACKARD OSCILLOSCOPE** 100MHz Dual Trace, x10 probes, Trolley £350.00. Gould LA5000 Logic Analyser with pods £50.00. Tel: 051 548 0452.

**RCS VARIABLE VOLTAGE D.C. BENCH POWER SUPPLY**  
1 to 24 volts up to 0.5 amp. 1 to 20 volts up to 1 amp. 1 to 16 volts up to 1.5 amps. D.C. Fully stabilised. Twin panel meters for instant voltage and current readings. Overload protection. Fully variable. Operates from 240V A.C. Compact Unit: size 9 x 5.5 x 3ins.

**£45** Incl. VAT, Post + ins. £4.



**NEW MODEL.** Up to 38 volts DC at 6amp. 10 amp peak. Fully variable. Twin Panel Meters. Size 14.5 x 11 x 4.5in. £96 inc VAT. Carr £6

**RADIO COMPONENT SPECIALISTS** VISA  
337 Whitehorse Road, Croydon SURREY, U.K. Tel: 081-684 1665  
List, Large S.A.E. Delivery 7 days. Callers Welcome. Closed Wednesday

## Computer Fairs

### COMPUTER TECHNOLOGY FAIRS

SHOW DATES:

**BLACKPOOL:** Sunday 17th May,  
Norbreck Castle

**MANCHESTER:** Sunday 24th May,  
St Andrews Hall, St Andrews Plain

**BRIGHTON:** Sunday 7th June,  
Corn Exchange, Church Street

**FREE  
Prize  
Draw  
1st Sega  
Mega  
Drive**

SHOW TIMES:  
10am-4pm, Adults £3.00  
Child/OAP £2.00

**50p OFF  
entry  
with  
this Ad.**

Stands available at special rates for amateur radio & electronic traders or private.

**PLEASE MENTION PRACTICAL  
WIRELESS WHEN REPLYING TO  
ADVERTISEMENTS.**

## Miscellaneous

**DIY INEXPENSIVE RADIO PROJECTS.** Easy to make. SAE. RYLANDS, 39 Parkside Avenue, Southampton SO1 9AF

**PROJECTS CAN BE WHOLLY OR PARTLY** built for you by radio/T.V. ham with 30 years construction experience. Contact Eric Edwards, 11 Old Village Road, Barry CF6 8RA.

## IS YOUR CLUB PLANNING OR HOLDING AN EVENT OR RALLY?

Telephone (0202) 676033 to find out the  
special advertising rates available for Radio Clubs.

# INDEX TO ADVERTISERS

AAA .....	45
AC Electronics .....	28
AH Supplies .....	46
AKD .....	51
AOR UK .....	46
ARC .....	60
ARE Communications 92 .....	12
Aerial Techniques .....	28
Alan Hooker Communications .....	28
Altron Communications .....	28
Birkett, J .....	46
Castle Electronics .....	11
Chevet Books .....	39
Cirkit .....	39
Colomor .....	39
Datong .....	27
Dewsbury .....	55
Dressler Communications .....	20

ERA. ....	39
Howes C.M Communications .....	11
ICS Intertext .....	45
Icom (UK) .....	9, Cover iii
KW Communications .....	10
Kwikware .....	45
Lake Electronics .....	28
Langrex Supplies .....	62
Lowe Electronics .....	3
Network Systems .....	2
Nevada .....	55
Maplin Electronics .....	Cover iv
Marlec Engineering .....	28
Martin Lynch .....	8
RAS Nottingham .....	28

RSGB .....	62
RST Valve .....	62
Radio Shack .....	68
SGC .....	27
SRP Trading .....	60
Short Wave Centre, The .....	45
Short Wave Magazine .....	63
Siskin .....	27
Specialist Antenna Systems .....	51
Spectrum Communications .....	62
South Midlands Communications .....	Cover ii, 6, 7, 40
Suredata .....	46
Technical Software .....	46
Ward Reg & Co .....	63
Waters & Stanton .....	4, 5



# YOUR LOCAL DEALERS

## SOUTH WALES

### ELECTRO MART

Receivers, Scanners, Howes, ERA, CB, Marine radio etc. part exchange welcome.

**Full Service & Repair Facilities**

96 High St, Clydach,  
Swansea  
Tel: 0792 842135

## SOUTHAMPTON

### South Midlands Communications

**Official Yaesu Importer**

S.M. House, School Close,  
Chandlers Ford Industrial Estate,  
Eastleigh, Hants SO5 3BY.  
Tel: 0703 255111

## PORTSMOUTH

### Nevada Communications

Visit our showrooms for Icom, Kenwood, amateur radio products and a large range of scanning receivers. New and part exchange welcome.

189 London Road,  
North End, Portsmouth,  
Hants, PO2 9AE  
Tel: 0705 662145

## DERBYSHIRE

### RILEY'S T.V. SERVICES LTD.

SUPPLIERS OF:-

SCANNERS - C.B. 27-934 MHz -  
AERIALS - TEST METERS - TOOLS -  
TELEPHONES KITS AND CABLES

125 LANGWITH ROAD  
HILLSTOWN  
CHESTERFIELD S44 6LX  
PHONE 0246 826578  
CLOSED WEDNESDAY

## HERNE BAY



### ICOM (UK) LIMITED

The Official Icom Importer

Unit 8, Sea Street  
Herne Bay, Kent CT6 8LD  
Tel: 0227 741741  
Fax: 0227 360 155

Open Mon-Fri 9am-5.30pm (Lunch 1-2)

## SCOTLAND

### JAYCEE ELECTRONICS LTD

20 Woodside Way, Glenrothes, Fife KY7 5DF  
Tel: 0592 756962 (Day or Night)

Open: Tues-Fri 9-5; Sat 9-4; Sun by appointment

**KENWOOD, YAESU & ICOM APPROVED DEALERS**

*A good stock of new and secondhand equipment always in stock*

## IRELAND

### RADCOM ELECTRONICS

*All your requirements under one roof*

**RECEIVERS - TRANSCEIVERS - ACCESSORIES**

Open Monday-Saturday 9am-5.30pm

Midleton Enterprise Park, Midleton,  
County Cork 021/632725 + 613241

## DEVON

### Reg. Ward & Co. Ltd.

The South-West's largest amateur radio stockist. Approved dealer for Kenwood, Yaesu and Icom

1 Western Parade,  
West Street, Axminster,  
Devon, EX13 5NY  
Tel: 0297 34918

(Closed 1.00-2.00 and all day Monday)

## BUCKINGHAMSHIRE

### Photo-Acoustics Ltd.

Approved Kenwood, Yaesu and Icom dealer (part exchange always welcome)

58 High Street, Newport Pagnell,  
Buckinghamshire MK16 8AQ  
Tel: 0908 610625

(Mon-Fri 9.30-5.30, Sat 9.30-4.30)

**Contact Marcia  
on the  
Advertising Hotline  
(0202) 676033**  
for our rate card for display  
advertising throughout  
Practical Wireless, also for the  
special rate to advertise in this  
section.

## CORNWALL 24hr, 7 days a week

### SKYWAVE

**RADIO AMATEUR AND MARINE  
COMMUNICATIONS SERVICES**

ICOM, YAESU, NAVICO,  
JAYBEAM, etc.

Slades Road, St. Austell,  
Cornwall PL25 4HG  
Tel: 0726 70220  
Voice Bank: 0426 961909

## YORKSHIRE

### YAESU



### Alan Hooker Radio Communications

42, Netherhall Road, Doncaster  
Tel: 0302 325690

Open Mon-Sat 10-5pm  
Closed Thursdays

## WEST SUSSEX

MAIL ORDER  
RETAIL



### BREDHURST ELECTRONICS LTD.

High St., Handcross, West Sussex  
Tel: (0444) 400786  
Fax: (0444) 400604

Situated at the Southern end of M23.

Easy access to M25 and  
South London.

Open Mon-Fri 9am-5pm  
Sat 9.30am-4.30pm.



# RADIO SHACK



**ALL OF THE EQUIPMENT WE SELL HAS BEEN IMPORTED BY  
THE FACTORY AUTHORISED DISTRIBUTORS WITH FULL  
WARRANTY BACK-UP AND PARTS SERVICE.**

Lowe HF-225	High performance compact receiver.....	£425.00
Kenwood R-2000	10 Memories .....	£595.00
Kenwood VC-10	VHF converter for R-2000 .....	£161.00
Kenwood R-5000	Top of their range receiver .....	£875.00
Kenwood VC-20	VHF converter for R-5000 .....	£167.00
Yaesu FRG8800	Fine performing all mode set.....	£640.00
Yaesu FRV-8800	VHF converter for above.....	£100.00
Icom IC-R71E	The old favourite .....	£855.00
Icom IC-R72E	Icom's latest, small & excellent.....	£645.00
Icom IC-R9000	The set with everything .....	£3995.00
JRC-535	The latest from Japan Radio Company.....	£1095.00
Drake RR-3	Second-hand high specification set.....	£1595.00

### KENWOOD TS-850S

The latest transceiver from this famous stable  
**TS-850S SUPERB SPECIFICATIONS**

Creating a new era in Amateur Radio!

Call us for the latest details and stock position, also for  
any other model from

### KENWOOD ICOM YAESU

Scanners by AOR, Fairmate, Jupiter, Icom, Realistic,  
Bearcat to name but a few.

**Competitive service and prices.**

We will be pleased to  
quote you for anything  
you require in the  
communications or  
computer field. In  
order to avoid a great  
deal of time wasting  
on both our parts, we  
now deal with callers  
by appointment. We  
are pleased to hear  
from you and see you,  
and we aim to give  
you the attention you  
deserve, so please  
call us first.  
**73s Terry Edwards  
G3STS**



## RADIO SHACK


(Just around the corner from West Hampstead Station on the Jubilee Line)  
Giro Account No. 588 7151 Fax: 071-328 5066 Telephone: 071-624 7174

188 BROADHURST GARDENS,  
LONDON NW6 3AY





# HELPFUL HANDHELDS



## IC-P2E

144MHz FM transceiver.

## IC-P4E

430MHz FM transceiver.

- Easy to operate and compact in size.
- Dual function display.
- 1750Hz tone call.
- 100 memory channels.
- Star selection mode.
- Full, programmed and memory scan functions.
- Optional pocket beep and tone squelch.
- Optional pager and code squelch.
- 24 hour clock.
- Auto power saver.
- External DC jack.
- Monitor function.
- DTMF capability.
- Memory masking function.
- Priority watch.
- 49(W)x105(H)x38(D)mm.




## IC-2SRE

144MHz FM transceiver with wide band receiver.

## IC-4SRE

430MHz FM transceiver with wide band receiver.

- A wideband receiver and transceiver in one.
- 25~950MHz receive range in AM, FM or wide FM modes.
- Separate indications and controls.
- 90 memory channels.
- Pocket beep, tone squelch and subaudible tone encoder functions. (UT63 required).
- Advanced scan.
- 24 hour clock/timer.
- Auto power saver.
- External DC jack.
- 1750Hz tone call.
- 3-way tuning system.
- DTMF capability.
- 54(W)x135(H)x36(D)mm.



## IC-P2ET

144MHz FM transceiver.

## IC-P4ET

430MHz FM transceiver.

- Artificial intelligence function that allows easier operation.
- Compact rounded body design.
- Newly developed battery packs.
- Trial mode.
- 1750Hz tone call.
- Dual tuning system.
- 100 memory channels.
- Optional pocket beep and tone squelch.
- Optional pager and code squelch functions.
- Easy-to-see display.
- Illuminated keyboard.
- Auto power saver.
- Memory masking.
- DTMF capability.
- 49(W)x105(H)x38(D)mm.



## IC-W2E

144/430 MHz Dual band FM transceiver.

- Compact size.
- Total convenience for dual band operation.
- 1750Hz tone call to access repeaters.
- Optional pocket beep and tone squelch for quiet standby.
- Auto power saver.
- External DC jack.
- 60 memory channels.
- 3-way tuning system.
- High-speed scan and priority watch.
- Built-in pager and code squelch for selective calling.
- 24 hour clock with on/off timer.
- Programmable offset frequency.
- 54(W)x154(H)x36(D)mm.

For further information about ICOM products and the location of your nearest authorised dealer please contact:  
Icom (UK) Ltd. Dept PW Sea Street Herne Bay Kent CT6 8LD  
Telephone: 0227 741741 (24hr). Facsimile: 0227 741742

  
**ICOM**






# Simply the best!

THE VELLEMAN K4000.  
GUTSY & GOOD LOOKING.  
SOUNDS GREAT!  
PRICE FOR PRICE, THE  
BEST VALUE, BEST  
SOUNDING, BEST LOOKING,  
STATE-OF-THE-ART,  
VALVE POWER AMPLIFIER  
KIT THAT'S AVAILABLE.  
VELLEMAN,  
SIMPLY THE BEST!

The Velleman name stands for quality, and the K4000 valve amplifier is supplied with everything you'll need to build it, including a 'Get-You-Working' back-up service.

Delivering 95 watts in class A/B1, the K4000 is, without doubt, price for price, the best sounding, 'gutsiest', most handsome valve power amplifier kit available anywhere.

A smooth top end, open mid range and deceptively powerful bass, give a tangible holographic sound stage. The massive, wide dynamic swing and overall sound quality means this amplifier loves music! – Any music!!

The full range of Velleman kits is available from Maplin Electronics, official appointed U.K. agents, including the Velleman K4000 (VE99H £499.95 ) , high performance valve power amplifier, (featured above). Prices of Velleman kits start from as low as £7.45 and all kits are manufactured to the same high standards and quality.

See the full range of Velleman kits in the 1992 Maplin Catalogue £2.75, or by post £2.95 (CA09K), or visit your local Maplin store. Credit Card Hotline 0702 554161. Mail Order to: P.O. Box 3, Rayleigh, Essex SS6 8LR.



## velleman

AVAILABLE FROM MAPLIN ELECTRONICS: OFFICIALLY APPOINTED U.K. AGENTS  
THE ONLY AGENT THAT GUARANTEES TO 'GET-YOU-WORKING'

Visit our stores at: **BIRMINGHAM**; Sutton New Road, Erdington. **BRIGHTON**; 65 London Road. **BRISTOL**; 302 Gloucester Road. **CARDIFF**; 29 City Road. **CHATHAM**; 2 Luton Road. **GLASGOW**; 264-266 Great Western Road. **LEEDS**; Carpet World Building, 3 Regent Street. **LEICESTER**; Office World Building, Burton Street. **LONDON**; 146-148 Burnt Oak Broadway, Edgware. 120-122 King Street, Hammersmith. **MANCHESTER**; 8 Oxford Road. **NEWCASTLE-UPON-TYNE**; Unit 4, Allison Court, The Metro Centre, Gateshead. **NOTTINGHAM**; 86-88 Lower Parliament Street. **READING**; 129-131 Oxford Road. **SHEFFIELD**; 413 Langsett Road, Hillsborough. **SOUTHAMPTON**; 46-48 Bevois Valley Road. **SOUTHEND-ON-SEA**; 282-284 London Road, Westcliff. Plus new stores in **COVENTRY** and **SOUTH LONDON** opening soon. Ring 0702 552911 for further details. All items subject to availability. For items marked  add £5.30 carriage. For all Mail Order purchases add £1.00 p&p. If buying a catalogue only on Mail Order, you do not have to pay the £1.00 p&p charge.